

CAPITAL IMPROVEMENT PROGRAM FY 22 AND 23

City Council 3/1/2021

Outline

1. Definition
2. Need for Projects
3. Current Projects
4. Developing a Budget
5. Projects (in need of funding)
6. Funding Available
7. Proposed Project Funding
8. Public and Council Comments
9. Next Steps

This presentation references the CIP Handout included in the packet for tonight's meeting

Definition

The Capital Improvement Program (CIP) is the funding mechanism for projects that cost over \$50,000.

- Includes both maintenance and enhancement projects
- E&T assists with preparation of budget documents but doesn't necessarily manage the projects
- Doesn't include vehicles
- Doesn't include operation or maintenance costs

Needs <\$50,000 are included in other funds:

- Building Maintenance fund
- Information Technology fund (computers and phones)
- Equipment Maintenance fund (vehicles)



Farrelly Pool

Need for Projects

1. Maintain our assets – maintain quality of life for residents.
2. Upgrade facilities to respond to new community needs/desires – improve quality of life for residents.

Items 1 and 2 support Council Goals:

Advance projects and programs promoting sustainable economic development, including transforming San Leandro into a center for innovation.

Maintain and enhance San Leandro's infrastructure.



Buildings: \$5M deferred maintenance






Parks: \$11M deferred maintenance



Streets: \$185M deferred maintenance

Current Projects

Projects other than road pavement:

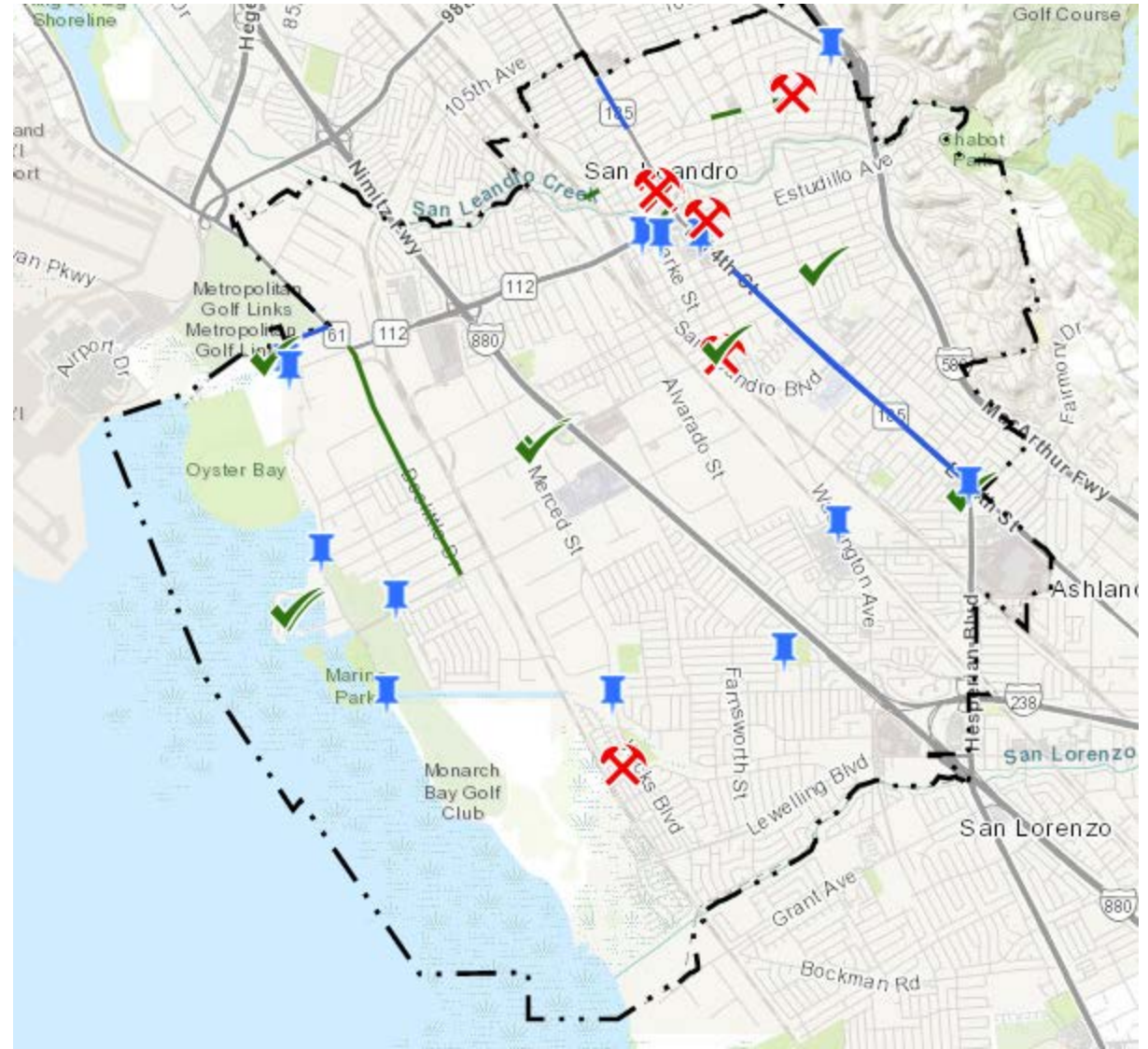
-  9 projects funded but not started
-  16 projects valued at \$34.3M in Design Phase
-  7 projects valued at \$23.0M in Construction Phase

\$57.3M Total (funded)

Note: Disbursed projects (sidewalk program, bicycle network west, storm drain trash capture, and storm drain inspection) are not shown on the map



South Offices



Map of Capital Improvement Projects at Geosl.org

Current Projects

Road Repair:

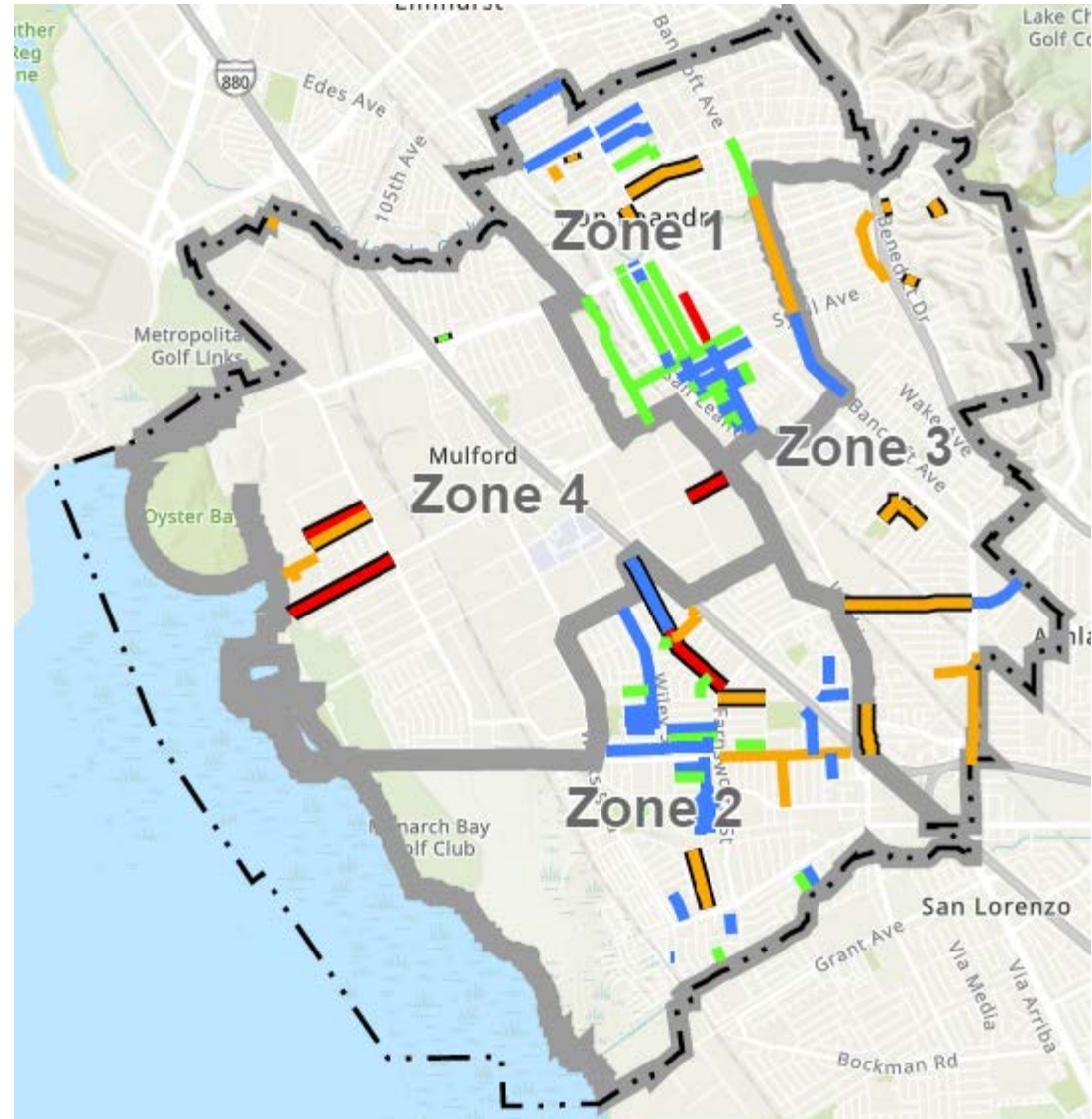
2 projects valued at \$ 13.8M in Design Phase

2 projects valued at \$13.9M in Construction Phase

\$27.7M Total (funded)



SD work at Corvallis/Farnsworth

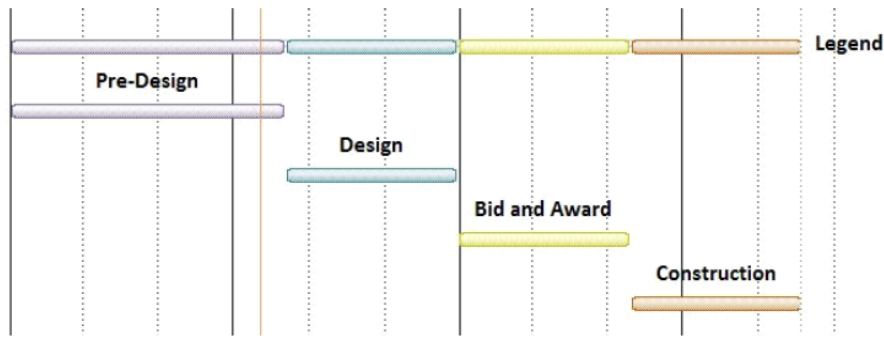


Map of Street Projects at Geosl.org

Current Projects

Schedule for projects that are funded but have not been started due to workload/staffing availability

Task Name	Lead Design	2021				2022				2023				2024				2025				2026				
		Qtr 1	Qtr 2	Qtr 3	Qtr 4	Qtr 1	Qtr 2	Qtr 3	Qtr 4	Qtr 1	Qtr 2	Qtr 3	Qtr 4	Qtr 1	Qtr 2	Qtr 3	Qtr 4	Qtr 1	Qtr 2	Qtr 3	Qtr 4	Qtr 1				
Doolittle Drive Streetscape Davis-Fairway	Consultant																									
Storm Drain Video Inspection																										
Davis Doolittle Traffic Improvements	Consultant																									
Fire Station 13 Evaluate Replacement	Consultant																									
Sybil Ave & Marina Blvd SS diversions; Peralta Ave, Beverly, Dutton & Farrelly SS upsize	Consultant																									



Current Projects

- Current projects with projected funding needs:

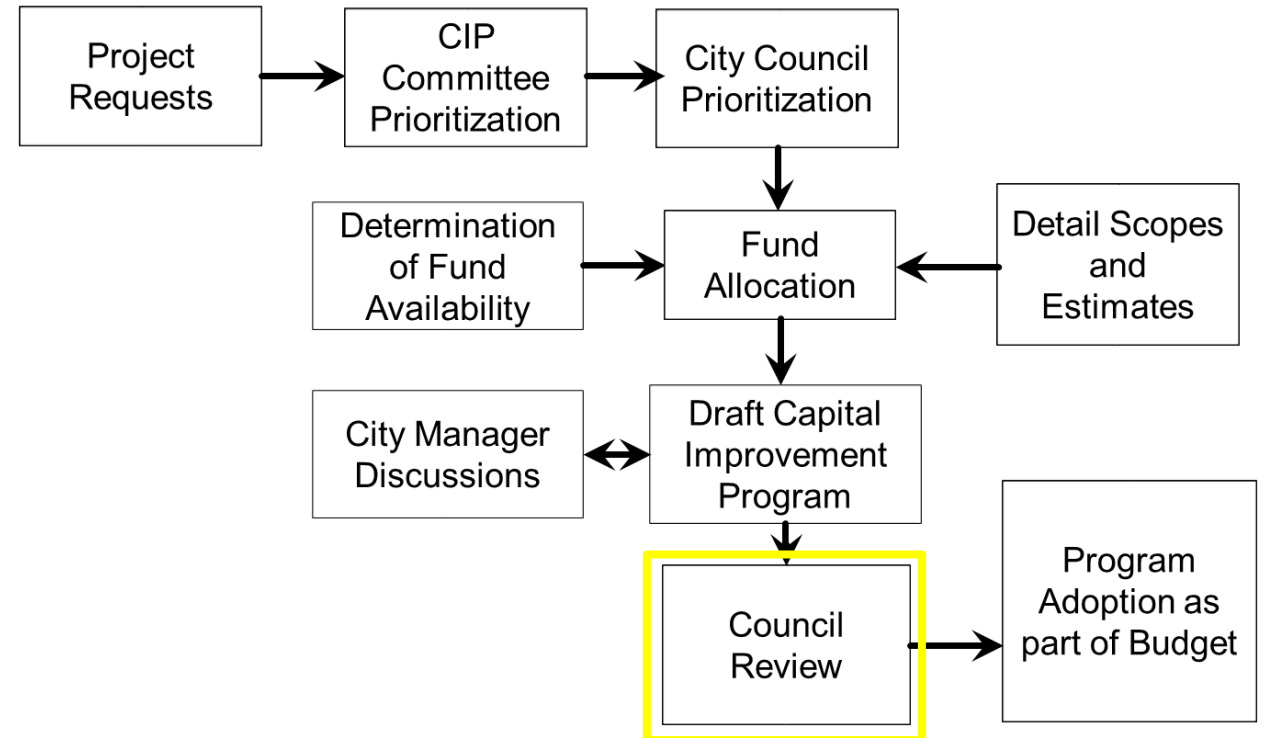
	Funding	Shortfall	Proposed Additional Funding Source
Davis and Carpentier Ped Signal	\$335,000	\$170,000	DFSI
Davis Street SSMH repair and WPCP SE Line Replace	\$1,150,000	\$650,000	WPCP Enterprise Funds
East 14th / Hesperian / 150th Intersection	\$5,230,000	\$1,800,000	grant
East 14th Street Undergrounding (150th to Blossom)	\$3,250,000	\$1,500,000	UG Fees
Family Aquatics Center Competition Pool (Manor Park)	\$6,100,000	\$2,400,000	Park Development Fees
MacArthur/Superior Round About	\$1,650,000	\$1,100,000	DFSI
Mulford / Marina Library	\$3,000,000	\$3,300,000	Property Sale at Shoreline
Neptune Drive Shoreline Flood Protection	\$560,000	\$2,200,000	Grants or Assessment District
Washington / Chapman RR crossing	\$685,000	\$100,000	Measure B LSR

Yellow = anticipated funding outside this budget

- Additionally; \$2M (FY 20) and \$4.9M (FY 21) for projects was deferred due to COVID 19 impacts to the budget affected projects were placed back on the unfunded project list.

Developing a Budget

- ✓ Project Requests Submitted
 - ✓ Collected year round from City Council and Department heads. December cut off for July budget adoption.
- ✓ List of Unfunded Projects Updated
 - ✓ Approximately 155 projects in need of funding
- ✓ CIP Committee Ranking and City Manager Review
- ✓ Council Prioritization
 - Cost Estimates & Revenue Analysis
 - Final Program Development



Developing a Budget

Beginning in 2017, projects are scored in 8 categories.

Used for 2 budget documents, has shown good alignment with Council input.

Large projects score better than similar projects that are smaller in scale, must review scores and adjust if desired.

Population served category can address equity.

Each category is weighted. Weights were approved by council and have remained unchanged since 2017.

Weight	10	10	15	15	10	5	5	10
Category/Score	Fiscal Impact: Net Cost	Economic Development Impact	Liability, Risk, Public Health, and Safety	Protection of Existing Facilities and Lifespan	Quality of life	Population Served	External or Internal Mandate	One Time Funding Leverage
3 points	Project creates savings. Net operating cost (considering maintenance, utilities, and revenue) will be lower if the project is implemented.	Project significantly promotes economic vitality through job creation, business development, or other	Project alleviates substantial (>\$1M) liability, health or safety hazard, or significantly increases health and safety	Project will repair deterioration that currently prevents use of facility and has a lifespan > 15 years, or deferral will increase cost significantly	Project significantly improves the appearance of a neighborhood, incorporates art, reduces noise or pollution, or supports community values.	Project serves or has public support from entire City or addresses an underserved area/population	Project is required to comply with Federal, State, or local law, regulation, or ordinance	One time outside funding that requires a match is secured for 75% or more of cost
2 points	Project has little or no impact on net operating cost	Project promotes economic vitality through job creation, business development, or other	Project alleviates moderate (>\$100k) liability, health or safety hazard, or creates a moderate increase in health and safety	Project will repair deterioration that doesn't prevent use of facility and has a lifespan of >10 years	Project moderately improves the appearance of a neighborhood, incorporates art, reduces noise or pollution, or supports community values.	Project serves or has public support from a large size area/population	Project implements Council adopted plan	One time outside funding that requires a match is secured for between 25% and 75% or more of cost
1 point	Project will result in minor additional net operating costs	Project may promote economic vitality through job creation, business development, or other	Project alleviates minor (<\$100k) liability, health or safety hazard, or creates a minor increase in health and safety	Project will prevent/delay deterioration from occurring	Project slightly improves the appearance of a neighborhood, incorporates art, reduces noise or pollution, or supports community values.	Project serves or has public support from a medium size area/population	Project implements plan adopted by outside agency	One time outside funding that requires a match is secured for less than 25% of cost
0 points	Project will result in significant additional net operating costs	Project doesn't promote economic vitality	Project won't impact liability, health, or safety.	Project doesn't impact condition of an existing facility	Project has no impact on noise, pollution, or the appearance of a neighborhood, and doesn't incorporate art or actively support community values.	Project serves or has public support from a smaller size area/population	Project isn't required by law and doesn't implement an adopted plan	No outside funding has been secured

Projects

- Annual Projects/Programs



ADA transition plan

Bike and Ped Support Program

City Building Major Maintenance

City Park Major Maintenance

Neighborhood Traffic Calming Program

San Sewer Collection System Repair

Sidewalk Program

Street Overlay / Rehabilitation

Street Sealing

- 154 One-time Projects

Projects

Top ranked one time projects

Project Number	Project Name	Detailed Est (if done)	Likely Project Cost (if no detailed est)	Weighted Score	Notes
2020.3080	Shoreline Park at the Marina	\$45,000,000		130	Propose to fund from property sale and grants
2020.4220	Bancroft and Williams Bicycle Corridors	\$7,500,000		120	Propose to fund from grants
2020.2400	Main Library Restroom Renovation	\$800,000		120	
2016.0490	Manor Blvd Pedestrian Improvements	\$3,950,000		115	
2022.2440	Casa Peralta Improvements Phase 2	\$3,440,000		115	
2018.8000	Financial Software System Replacement	\$1,900,000		115	\$300k of \$1.9M already appropriated.
2020.3600	PWSC Replace Fuel Tanks	\$1,000,000		110	Regulatory requirement – build or stop dispensing fuel
2022.4840	Bayfair TOD Intersection Improvements	\$3,250,000		110	
2020.2030	Fire Station 13 Replacement	\$0	\$9,000,000	105	\$200k already appropriated for study
2022.4410	Hesperian Blvd Streetscape	\$5,000,000		100	
2020.4240	School Route Ped Safety Improvements	\$6,860,000		100	
2018.5400	Downtown Pedestrian Lighting	\$6,210,000		100	
2012.0120	E14th Ped Imp Design 136th-S City Limit	\$560,000		100	
2022.4460	Downtown Plaza Maintenance	\$450,000		100	
2018.3090	Manor Park Day Care Center Replacement	\$4,180,000		100	
2018.4800	Williams St Bike and Ped Imp near UPRR	\$1,840,000		95	
2018.3010	East Bay Greenway	\$0	\$20,000,000	95	
2022.3000	East Bay Greenway Planning	\$0	\$400,000	95	
2018.4490	Downtown Pedestrian Improvements	\$0	\$250,000	95	
2018.2010	Fire Station 9 Remodel	\$0	\$5,000,000	95	
2020.2000	Fire Station 12 Remodel	\$0	\$5,000,000	95	
2020.3060	Long Beach Restoration	\$2,250,000		95	Propose to fund from grants
2020.4200	Alvarado at Fremont Vehicle Guardrail	\$0	\$100,000	95	
2022.5610	Pedestrian Crossing Improvements	\$250,000		90	Included because project was funded for last few years
2022.3040	Steven Taylor Sanctity of Life Memorial	\$625,000			Added too late to score.

Yellow = anticipated funding outside this budget

Full list of unfunded project with scores and descriptions are in the handout.

Projects

Steven Taylor Sanctity of Life Memorial Initial Scope of Work

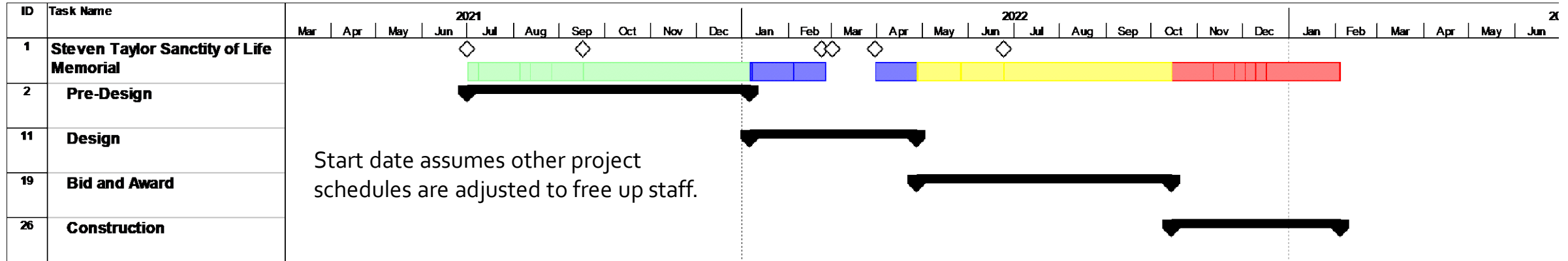
1	Informational Kiosk	\$15,000.00
1	Solar panel, Pole, Battery, software	\$5,000.00
1	Stone Monument Sign	\$7,000.00
1	Stone Column with foundation	\$7,000.00
6,000sf	Concrete path	\$150,000.00
20,000sf	Landscaping, no irrigation	\$100,000.00
6	2 Ton Boulders	\$9,000.00
6	Bronze Engraving / plaques	\$1,200.00
8	Stone/Masonry Benches with Theme and Info plaque	\$24,000.00
1	Full scale Bronze Statue with foundation	\$65,000.00
	Artist / Sculpture Services	\$60,000.00
	Landscape Architect	\$40,000.00
	Project management and inspection (staff)	\$50,000.00
	Contingency	\$92,000.00

Total \$625,200.00



Projects

Steven Taylor Sanctity of Life Memorial Speed vs. Public Input and City Process



Task Name	Duration
Pre-Design	135 days
Funding Appropriated	0 days
Draft RFP	1 wk
Post RFP	4 wks
Select Consultant	1 wk
Negotiate CSA	2 wks
Staff report/ Council meeting agenda	3 wks
Council Meeting Approve CSA	0 days
Obtain Insurance and PO	4 mons

Task Name	Duration
Design	79 days
Kickoff meeting with Project team	1 day
Prepare concepts	4 wks
Art Commission input	0 days
Park and Rec Commission input	0 days
Facilities and Transportation Committee input	0 days
Public outreach - online survey	3 wks
Prepare construction documents	4 wks

Task Name	Duration
Bid and Award	122 days
Post NTB	1 day
Bid Period	4 wks
Open Bids	1 day
Staff report - Council Agenda	4 wks
Council Meeting Award	0 days
Obtain Insurance and PO	4 mons

Task Name	Duration
Construction	81 days
Submittals	4 wks
obtain Materials	4 wks
Commission sculpture	3 mons
install concrete	2 wks
install furniture, plaques	1 wk
landscaping	1 wk
install sculpture	1 day

Funding Available

Most
↑
Restrictions on use
↓
Least

Name	FY 22	FY 23
Water Pollution Control Plant Enterprise	\$1,400,000	\$3,145,000
Underground Utility Fees	\$100,000	\$100,000
Developer Fees for Street Improvements	\$200,000	\$200,000
Park Development Fees	\$100,000	\$100,000
Gas Tax	\$800,000	\$800,000
Vehicle Registration Fees	\$460,000	\$460,000
Measure B/BB Bike and Pedestrian	\$500,000	\$500,000
Measure B/BB Local Streets and Roads	\$3,100,000	\$3,100,000
General Fund – Port of Oakland Contribution		\$500,000*
General Fund	\$5,500,000	\$6,700,000
Total	\$12,160,000	\$15,605,000



Combined:
\$4.86M/yr

*See next slide.

Funding Available

- In addition to the request for General Fund CIP funding of \$5.5M in FY 22 and \$6.7M in FY 23, City has \$500K from Port of Oakland that is unallocated.
- Port contributed funds City via agreement for North Field runway which increases noise on west side of town.
- Previously considered for use on Eden Road or on West side of town.
- May be used for CIP projects, but doesn't have to be.
- May be appropriated as part of the budget, or at any time by council resolution.
- Shown for CIP use pending council input.

Proposed Project Funding *

Water Pollution Control Plant Enterprise Fund	Revenue	Proposed Funding	Unfunded
CIP balance	\$0		
Funding FY 22	\$1,400,000		
Funding FY 23	\$3,145,000		
Total	\$4,545,000		
Projects			
Davis Street SSMH repair and WPCP SE line replace		\$650,000	
Sanitary Sewer Collection System Repair 21-22		\$750,000	
Sanitary Sewer Collection System Repair 22-23		\$750,000	
Benedict Sanitary Sewer Lift Station Renovation		\$650,000	
Sylvan SS Lift Station Renovation		\$610,000	
Merced SS Lift Station		\$220,000	
Teagarden SS lift Station Renovation		\$915,000	
East 14th St SS Upsize at Broadmoor			\$286,881
Sanitary Sewer Easement Research			\$100,000
Total		\$4,545,000	\$386,881

* Slide will be shown again in Council comment section

Proposed Project Funding *

	Revenue	Proposed Funding	Unfunded
Underground Utility Fees			
Balance	\$1,400,000		
Funding FY 22 (estimated)	\$100,000		
Funding FY 23 (estimated)	\$100,000		
Total	\$1,600,000		
Projects			
E14th Street Undergrounding		\$1,500,000	
Marina Blvd Utility Undergrounding			TBD
Merced Street Utility Undergrounding			TBD
Total		\$1,500,000	\$0

* Slide will be shown again in Council comment section

Proposed Project Funding *

Developer Fees for Street Improvements

	Revenue	Proposed Funding	Unfunded
Balance	\$1,100,000		
Funding FY 22 (estimated)	\$200,000		
Funding FY 23 (estimated)	\$200,000		
Total	\$1,500,000		

Projects

MacArthur Superior Round About		\$1,100,000	
Davis and Carpentier Pedestrian Signal		\$170,000	
Neighborhood Traffic Calming Program 21-22		\$100,000	
Neighborhood Traffic Calming Program 22-23		\$100,000	
Traffic Signal Battery Backup			\$300,000
Floresta Monterey Signal			\$1,850,000
Total		\$1,470,000	\$2,150,000

* Slide will be shown again in Council comment section

Proposed Project Funding *

Park Development Fees	Revenue	Proposed Funding	Unfunded
Balance	\$1,300,000		
Funding FY 22 (estimated)	\$100,000		
Funding FY 23 (estimated)	\$100,000		
	Total		
	\$1,500,000		
Projects			
Family Aquatic Center Competition Pool (Manor Park)		\$1,500,000	\$900,000
East Bay Greenway Planning			\$400,000
East Bay Greenway			\$20,000,000
Steven Taylor Sanctity of Life Memorial			\$625,000
	Total	\$1,500,000	\$21,925,000

* Slide will be shown again in Council comment section

Proposed Project Funding

Combined Road Funding: \$4,860,00 / yr

Gas Tax (section 2103)

Vehicle Registration Fees

Measure B/BB Bike and Pedestrian

Measure B/BB Local Streets and Roads

Restricted to use on public roadways, no parking lots.

Some funds must be spent on Bike and Pedestrian facilities; typically, used on bike lane pavement and striping and ADA curb cut ramps.

Proposed Project Funding *

Combined Road Funding	Revenue	Proposed Funding	Unfunded
Balance	\$850,000		
Funding FY 22 (estimated)	\$4,860,000		
Funding FY 23 (estimated)	\$4,860,000		
Projects			
Bike and Pedestrian Support Program 21-22		\$50,000	
Bike and Pedestrian Support Program 22-23		\$50,000	
Sidewalk Program 21-22		\$550,000	
Sidewalk Program 22-23		\$550,000	
Street Overlay/Rehabilitation Program 21-22		\$2,040,000	\$5,960,000
Street Overlay/Rehabilitation Program 22-23		\$1,160,000	\$6,840,000
Street Sealing 21-22		\$3,000,000	
Street Sealing 22-23		\$3,000,000	
Washington Chapman RR Crossing		\$170,000	
Manor Blvd Pedestrian Improvements			\$3,950,000
Bayfair TOD Intersection Improvements			\$3,250,000
Hesperian Blvd Streetscape			\$5,000,000
7 more top ranked projects			\$16,170,000
	Total	\$10,570,000	\$25,000,000

* Slide will be shown again in Council comment section

Proposed Annual Project Funding FY 22 and FY 23 non GF

Name	Required		Funded non GF Amount	Difference
ADA transition plan	\$150,000			\$150,000
Bike and Ped Support Program	\$50,000		\$50,000	
City Building Major Maintenance	\$600,000			\$600,000
City Park Major Maintenance	\$475,000			\$475,000
Neighborhood Traffic Calming Program	\$100,000		\$100,000	
Sanitary Sewer Collection System Repair	\$750,000		\$750,000	
Sidewalk Program	\$550,000		\$550,000	
Street Overlay / Rehabilitation	\$8,000,000	FY 22	\$2,040,000	\$5,960,000
		FY 23	\$1,160,000	\$6,840,000
Street Sealing	\$3,000,000		\$3,000,000	
		FY 22	\$6,490,000	\$7,185,000
		FY 23	\$5,610,000	\$8,065,000
Total	\$13,675,000			

Proposed Project Funding *

General Fund	Revenue	Proposed Funding	Unfunded
Balance	\$0		
Funding FY 22 (estimated)	\$5,500,000		
Funding FY 23 (estimated)	\$7,200,000		
Projects			
ADA Transition Plan FY21-22		\$150,000	
ADA Transition Plan FY 22-23		\$150,000	
City Building Major Maintenance 21-22		\$600,000	
City Building Major Maintenance 22-23		\$600,000	
City Park Major Maintenance 21-23		\$475,000	
City Park Major Maintenance 22-23		\$475,000	
Street Overlay/Rehabilitation Program 21-22		\$4,185,000	\$1,775,000
Street Overlay/Rehabilitation Program 22-23		\$5,065,000	\$1,775,000
Main Library Restroom Renovation			\$800,000
Casa Peralta Improvements Phase 2			\$3,440,000
Financial Software System Replacement			\$1,700,000
PWSC Replace Fuel Tanks		\$1,000,000	
6 more top ranked projects			\$43,580,000
	Total	\$12,700,000	\$53,070,000

* Slide will be shown again in Council comment section

Proposed Project Funding

Projects seeking General Funds

Project Number	Project Name	Detailed Est (if done)	Likely Project Cost (if no detailed est)	Weighted Score	Notes
2020.2400	Main Library Restroom Renovation	\$800,000		120	
2016.0490	Manor Blvd Pedestrian Improvements	\$3,950,000		115	
2022.2440	Casa Peralta Improvements Phase 2	\$3,440,000		115	
2018.8000	Financial Software System Replacement	\$1,900,000		115	\$300k of \$1.9M already appropriated.
2020.3600	PWSC Replace Fuel Tanks	\$1,000,000		110	Regulatory requirement – build or stop dispensing fuel
2022.4840	Bayfair TOD Intersection Improvements	\$3,250,000		110	
2020.2030	Fire Station 13 Replacement	\$0	\$9,000,000	105	\$200k already appropriated for study
2022.4410	Hesperian Blvd Streetscape	\$5,000,000		100	
2020.4240	School Route Ped Safety Improvements	\$6,860,000		100	
2018.5400	Downtown Pedestrian Lighting	\$6,210,000		100	
2012.0120	E14th Ped Imp Design 136th-S City Limit	\$560,000		100	
2022.4460	Downtown Plaza Maintenance	\$450,000		100	
2018.3090	Manor Park Day Care Center Replacement	\$4,180,000		100	
2018.4800	Williams St Bike and Ped Imp near UPRR	\$1,840,000		95	
2018.3010	East Bay Greenway	\$0	\$20,000,000	95	
2022.3000	East Bay Greenway Planning	\$0	\$400,000	95	
2018.4490	Downtown Pedestrian Improvements	\$0	\$250,000	95	
2018.2010	Fire Station 9 Remodel	\$0	\$5,000,000	95	
2020.2000	Fire Station 12 Remodel	\$0	\$5,000,000	95	
2020.4200	Alvarado at Fremont Vehicle Guardrail	\$0	\$100,000	95	
2022.5610	Pedestrian Crossing Improvements	\$250,000		90	Included because project was funded for last few years
2022.3040	Steven Taylor Sanctity of Life Memorial	\$625,000			Added too late to score.

Green = proposed for funding

Public and Council Comments

Proposed Project Funding *

Water Pollution Control Plant Enterprise Fund	Revenue	Proposed Funding	Unfunded
CIP balance	\$0		
Funding FY 22	\$1,400,000		
Funding FY 23	\$3,145,000		
Total	\$4,545,000		
Projects			
Davis Street SSMH repair and WPCP SE line replace		\$650,000	
Sanitary Sewer Collection System Repair 21-22		\$750,000	
Sanitary Sewer Collection System Repair 22-23		\$750,000	
Benedict Sanitary Sewer Lift Station Renovation		\$650,000	
Sylvan SS Lift Station Renovation		\$610,000	
Merced SS Lift Station		\$220,000	
Teagarden SS lift Station Renovation		\$915,000	
East 14th St SS Upsize at Broadmoor			\$286,881
Sanitary Sewer Easement Research			\$100,000
Total		\$4,545,000	\$386,881

* Slide repeated for Council Comment

Proposed Project Funding *

	Revenue	Proposed Funding	Unfunded
Underground Utility Fees			
Balance	\$1,400,000		
Funding FY 22 (estimated)	\$100,000		
Funding FY 23 (estimated)	\$100,000		
Total	\$1,600,000		
Projects			
E14th Street Undergrounding		\$1,500,000	
Marina Blvd Utility Undergrounding			TBD
Merced Street Utility Undergrounding			TBD
Total		\$1,500,000	\$0

* Slide repeated for Council Comment

Proposed Project Funding *

Developer Fees for Street Improvements

	Revenue	Proposed Funding	Unfunded
Balance	\$1,100,000		
Funding FY 22 (estimated)	\$200,000		
Funding FY 23 (estimated)	\$200,000		
Total	\$1,500,000		

Projects

MacArthur Superior Round About		\$1,100,000	
Davis and Carpentier Pedestrian Signal		\$170,000	
Neighborhood Traffic Calming Program 21-22		\$100,000	
Neighborhood Traffic Calming Program 22-23		\$100,000	
Traffic Signal Battery Backup			\$300,000
Floresta Monterey Signal			\$1,850,000
Total		\$1,470,000	\$2,150,000

* Slide repeated for Council Comment

Proposed Project Funding *

Park Development Fees	Revenue	Proposed Funding	Unfunded
Balance	\$1,300,000		
Funding FY 22 (estimated)	\$100,000		
Funding FY 23 (estimated)	\$100,000		
	Total		
	\$1,500,000		
Projects			
Family Aquatic Center Competition Pool (Manor Park)		\$1,500,000	\$900,000
East Bay Greenway Planning			\$400,000
East Bay Greenway			\$20,000,000
Steven Taylor Sanctity of Life Memorial			\$625,000
	Total	\$1,500,000	\$21,925,000

* Slide repeated for Council Comment

Proposed Project Funding *

Combined Road Funding	Revenue	Proposed Funding	Unfunded
Balance	\$850,000		
Funding FY 22 (estimated)	\$4,860,000		
Funding FY 23 (estimated)	\$4,860,000		
Projects			
Bike and Pedestrian Support Program 21-22		\$50,000	
Bike and Pedestrian Support Program 22-23		\$50,000	
Sidewalk Program 21-22		\$550,000	
Sidewalk Program 22-23		\$550,000	
Street Overlay/Rehabilitation Program 21-22		\$2,040,000	\$5,960,000
Street Overlay/Rehabilitation Program 22-23		\$1,160,000	\$6,840,000
Street Sealing 21-22		\$3,000,000	
Street Sealing 22-23		\$3,000,000	
Washington Chapman RR Crossing		\$170,000	
Manor Blvd Pedestrian Improvements			\$3,950,000
Bayfair TOD Intersection Improvements			\$3,250,000
Hesperian Blvd Streetscape			\$5,000,000
7 more top ranked projects			\$16,170,000
	Total	\$10,570,000	\$25,000,000

* Slide repeated for Council Comment

Proposed Project Funding *

General Fund	Revenue	Proposed Funding	Unfunded
Balance	\$0		
Funding FY 22 (estimated)	\$5,500,000		
Funding FY 23 (estimated)	\$7,200,000		
Projects			
ADA Transition Plan FY21-22		\$150,000	
ADA Transition Plan FY 22-23		\$150,000	
City Building Major Maintenance 21-22		\$600,000	
City Building Major Maintenance 22-23		\$600,000	
City Park Major Maintenance 21-23		\$475,000	
City Park Major Maintenance 22-23		\$475,000	
Street Overlay/Rehabilitation Program 21-22		\$4,185,000	\$1,775,000
Street Overlay/Rehabilitation Program 22-23		\$5,065,000	\$1,775,000
Main Library Restroom Renovation			\$800,000
Casa Peralta Improvements Phase 2			\$3,440,000
Financial Software System Replacement			\$1,700,000
PWSC Replace Fuel Tanks		\$1,000,000	
6 more top ranked projects			\$43,580,000
	Total	\$12,700,000	\$53,070,000

* Slide repeated for Council Comment

Next Steps

Draft budget presentation to council April.

Public Hearing in May.

Adopt Budget in June.

The following slides will be referenced if there are questions about the City Building and City Park Major Maintenance projects.

City Building Major Maintenance – Completed and Active

Location	Description	Approx. Cost	Status
SLFAC	Replace Pool Boiler	\$ 66,300	Completed in FY2020
Fire Station 13	Pave Parking Lot	\$ 2,000	Completed in FY2020
City Hall	Replace Roof - North End	\$ 456,565	Completed in FY2021
MCC	Replace Roof - Titan Room	\$ 178,000	Completed in FY2021
Fire Station 12	Replace package units (5 qty) - two 2-ton; two 2.5 ton; one 3-ton	\$ 150,000	Bid and Award
Fire Station 9	Replace 7.5 ton package unit	\$ 50,000	Bid and Award
Public Works	Replace package units on Garage, Sign Shop and Admin buildings (approx. 3-ton units)	\$ 100,000	Bid and Award
Senior Center	Replace Chiller	\$ 450,000	Bid and Award
City Hall	Replace Chiller	\$ 225,000	Bid and Award
Fire Station 13	Replace 4-ton package unit	\$ 25,000	Bid and Award
City Hall	Paint building, planters, metal trim, parking lots	\$ 250,000	Planned Bid in FY2021
Public Works	Paint Metal Trim	\$ 100,000	Planned Bid in FY2021
Public Safety	Replace Chiller	\$ 210,000	Planned Bid in FY2022
Public Safety	Replace Controller for Chiller	\$ 60,000	Planned Bid in FY2022
SLFAC	Replace VFD on Pool Pump	\$ 50,000	Planned Bid in FY2022

City Building Major Maintenance – Needs (partial list)

Location	Description	Est. Cost
Fire Station 12	Pave Parking Lot	\$300,000
Public Safety	Replace Emergency Generator	\$300,000
	Replace Carpet & Chairs in common areas	
City Hall		\$250,000
City Hall	Replace Air Handler	\$200,000
Public Safety	Paint building, planters, metal trim	\$200,000
	Replace Irrigation System	
Civic Center Complex		\$150,000
Main Library	Install High -Efficiency Windows	\$150,000
Senior Center	Replace Partition in Main Hall A/B	\$150,000
South Offices	Paint building, planters, metal trim	\$150,000
City Hall	Replace Windows with high efficiency	\$125,000
MCC	Install Security Cameras	\$100,000
Public Safety	Add boiler for redundancy	\$100,000
Public Works	Replace Emergency Generator	\$100,000

City Park Major Maintenance - Funded

Location	Description	Est. Cost	Status
Thrasher Park	Ball Field Lighting Repair	\$ 33,000	Completed in FY2018
Bonaire Park	Parking Lot Paving	\$ 15,000	Completed in FY2019
Cherry Grove Park	Parking Lot Paving	\$ 15,000	Completed in FY2019
Marina Park - South	Parking Lot Paving	\$ 44,000	Completed in FY2019
Marina Park South	Replace Playground	\$ 193,000	Completed in FY2020
Bonaire Park	Parking Lot Drainage	\$ 40,000	Preparing Bid Doc for FY2021 Bid
Heath Park	Tennis Court Rehab - includes surface, fencing and Tree Work	\$ 200,000	Preparing Bid Doc for FY2021 Bid
Manor Park	Tennis Court Rehab - includes surface and site amenities	\$ 150,000	Preparing Bid Doc for FY2021 Bid
Stenzel Park	Replace fiber in South Playground	\$ 30,000	Preparing Bid Doc for FY2022 Bid
Park Parking Lot Security	Improve Security at Park Parking Lots	\$ 85,000	Planned For FY 2022
Cherry Grove Park	Replace Bathroom	\$ 250,000	Planned For FY 2022
Manor Park	Replace well - Relocate Pump House	\$ 325,000	In Design

City Park Major Maintenance – Needs (Partial list)

Location	Description	Est. Cost
Stenzel Park	Rehab irrigation throughout park	\$ 500,000
Memorial Park	Replace Bathroom	\$ 350,000
SL Ball Park	Rehab Center Building (mold abatement, score booth, snack bar, and storage)	\$ 350,000
Stenzel Park	Replace Bathroom	\$ 350,000
Bonaire Park	Replace well	\$ 300,000
Halcyon Park	Replace well	\$ 300,000
Manor Park	Rehab irrigation throughout park	\$ 300,000
Stenzel Park	Field Rehab and Fencing (Fields 1 and 2)	\$ 300,000
Stenzel Park	Install Well	\$ 300,000
Thrasher Park	Replace well	\$ 300,000
Manor Park - East	Replace Bathroom	\$ 250,000
SL Ball Park	LED Ball Field Lighting Installation	\$ 250,000
Cherry Grove Park	Tennis Court Rehab - includes surface and fencing	\$ 225,000