



City of San Leandro

City Council Investment Report

Quarter Ending
June 30, 2021



City of San Leandro

Assets managed by Chandler Asset Management are in full compliance with state law and with the Client's investment policy.

Category	Standard	Comment
Treasury Issues	No limitations	Complies
Agency Issues	No limitations	Complies
Supranationals	"AA" rated or higher by a NRSRO; 30% maximum; 10% max per issuer; Unsubordinated obligations issued by by IBRD, IFC or IADB only	Complies
Municipal Securities	Issued by City of San Leandro and its Agencies	Complies
Banker's Acceptances	"A" or highest money market rating by a NRSRO, such as S&P or Moody's; 40% maximum; 30% per issuer; 180 days max maturity	Complies
Commercial Paper	Highest rating by a NRSRO; Issuer must be a domestic corporation having assets in excess of \$500 million and A-1 and P-1 rated or better by S&P and Moody's for its debt other than commercial paper; 25% maximum; 10% max of the outstanding commercial paper of any single issuer; 270 days max maturity	Complies
Negotiable Certificates of Deposit (including CDARS)	30% maximum (including CDARS); FDIC Insured or Collateralized 110%	Complies
Time Deposits (TD)/ Certificates of Deposit (CD)	FDIC Insured or Collateralized 110%	Complies
Medium Term Corp Notes	"A" rated or better by a NRSRO; 30% maximum; Issuers must be corporations organized and operating within the U.S. or depository institutions licensed by the U.S., or operating within the U.S.	Complies
Money Market Mutual Funds	Highest rating by two NRSROs or SEC registered adviser with assets greater than \$500 million; 20% maximum	Complies
Asset Backed Securities, Mortgage Backed, Pass-Through Securities, Collateralized Mortgage Obligations	"AA" rated or higher by a NRSRO; 20% maximum; 5% per single Asset-Backed or Commercial Mortgage issuer; There is no issuer limitation on any Mortgage security where the issuer is US Treasury or a Federal Agency/Government-sponsored Enterprise (GSE).	Complies
Repurchase Agreements	20% maximum; 360 days max maturity; 102% collateralized; Not used by IA	Complies
Reverse Repurchase Agreements	20% maximum; 92 days max maturity; Not used by IA	Complies
Local Agency Investment Fund (LAIF)	Maximum program limit; Not used by IA	Complies
Social Responsibility	The investment policy prohibits investing in an entity that received a significant portion of their revenues from the gun manufacturing, fossil fuel production, private prisons, and tobacco producers	Complies
Maximum Maturity	5 years	Complies

The City of San Leandro is able to meet its pool's expenditure requirement for the next six months.

City of San Leandro

The investment goals of the City of San Leandro are to preserve principal, to provide liquidity, and to attain a rate of return commensurate with the City's investment risk constraints and cash flow needs. Furthermore, the City is able to meet its cash obligations during the next six-month period.

Investment Report Performance Objectives

The performance objective for the City of San Leandro's portfolio managed by Chandler is to attain a rate of return greater than the benchmark 1-3 Year Treasury/Agency securities over a market cycle.

Strategy

In order to achieve these objectives, the City of San Leandro invests in US Treasury securities, federal agency securities, high quality money market instruments and high quality corporate medium term notes in accordance with the City's investment policy and California Government Code Section 53600 et seq.



Portfolio Characteristics

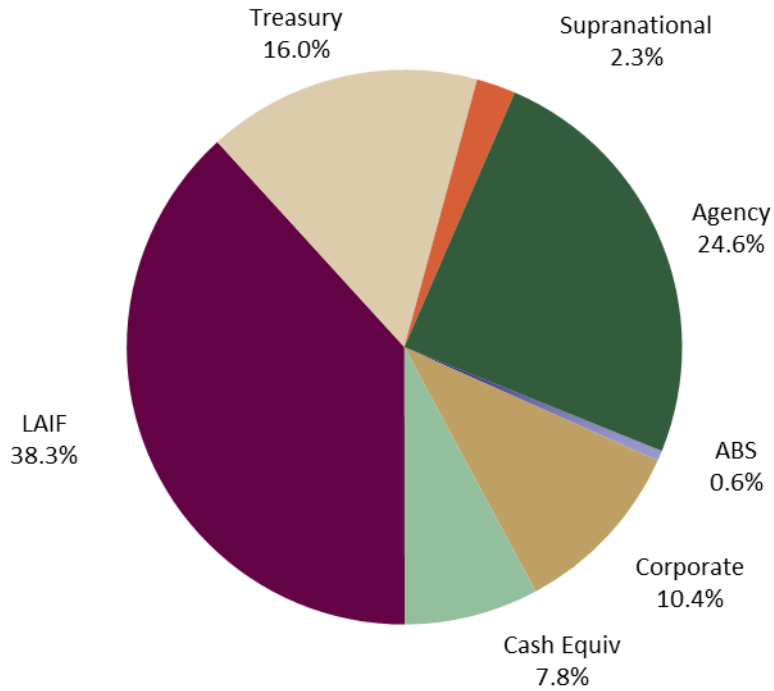
	6/30/2021	3/31/2021
LAIF - City Pool	\$74,523,467	\$56,468,087
LAIF - Successor Agency	28,204	28,173
Passbook/Checking Accounts	14,153,126	16,035,651
Total LAIF and Bank Accounts	\$88,704,797	\$72,531,910
Investment Portfolio Market Value	\$111,272,997	\$106,206,339
Total Market Value	\$199,977,794	\$178,738,249
LAIF Quarterly Apportionment Rate	0.33%	0.44%
2 year US Treasury Yield to Maturity	0.25%	0.16%
5 year US Treasury Yield to Maturity	0.87%	0.92%
Investment Portfolio:		
Average Maturity (yrs)	1.94	1.87
Modified Duration	1.87	1.80
Average Book Yield	1.35%	1.62%
Average Yield to Maturity at Market	0.33%	0.27%
Average Quality S&P/Moody	AA/Aa1	AA+/Aa1

Portfolio Activity

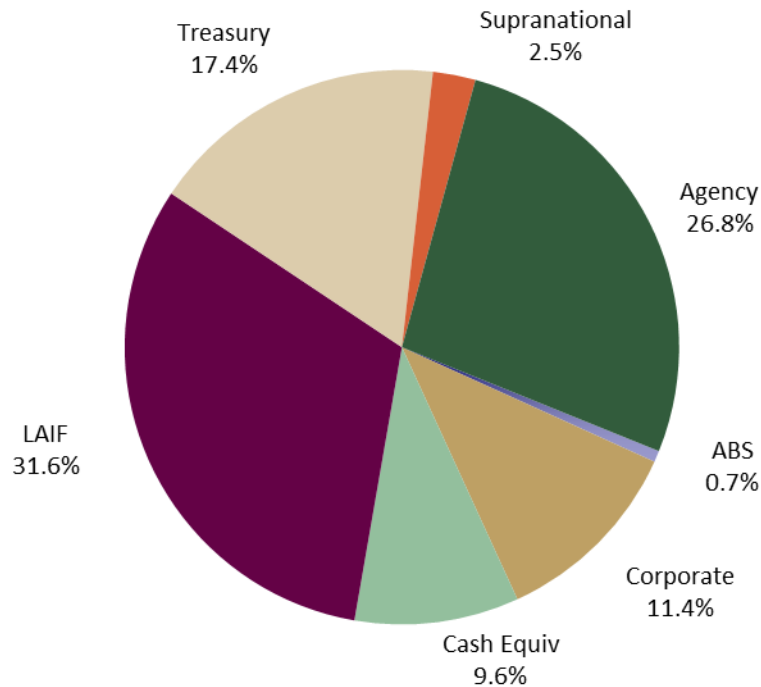
Several securities were purchased in the Treasury, Corporate and Commercial Paper sectors to take advantage of opportunities in the market and to maintain the portfolio with strategy targets. The purchased securities ranged in maturity from November 2021 to May 2026. The purchases were funded with the proceeds from recent maturities in the portfolio.



Sector Distribution June 30, 2021

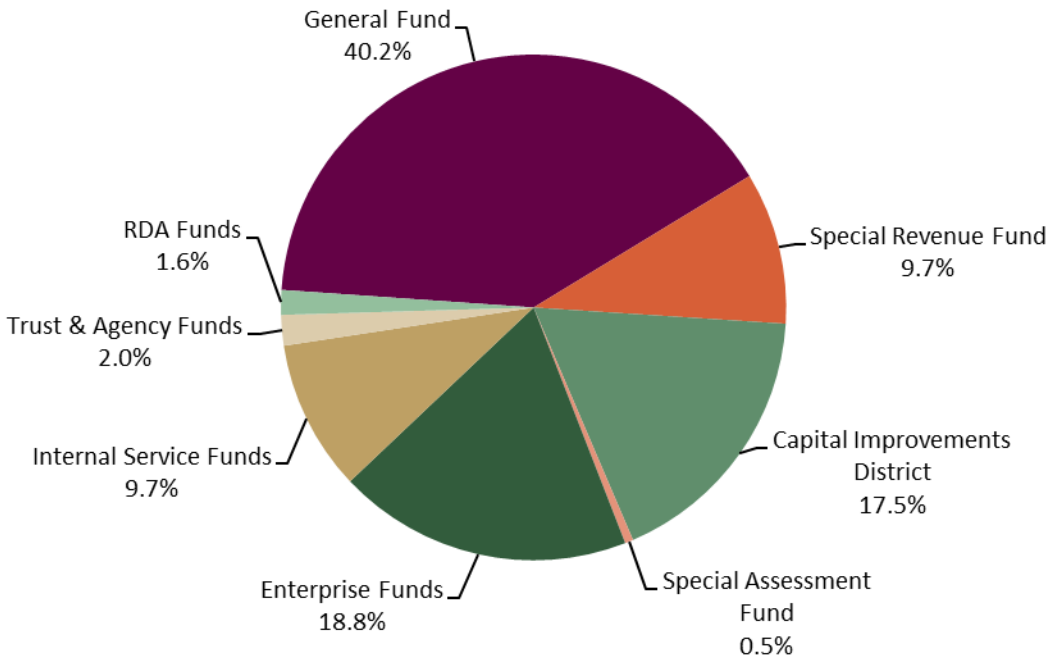


March 31, 2021

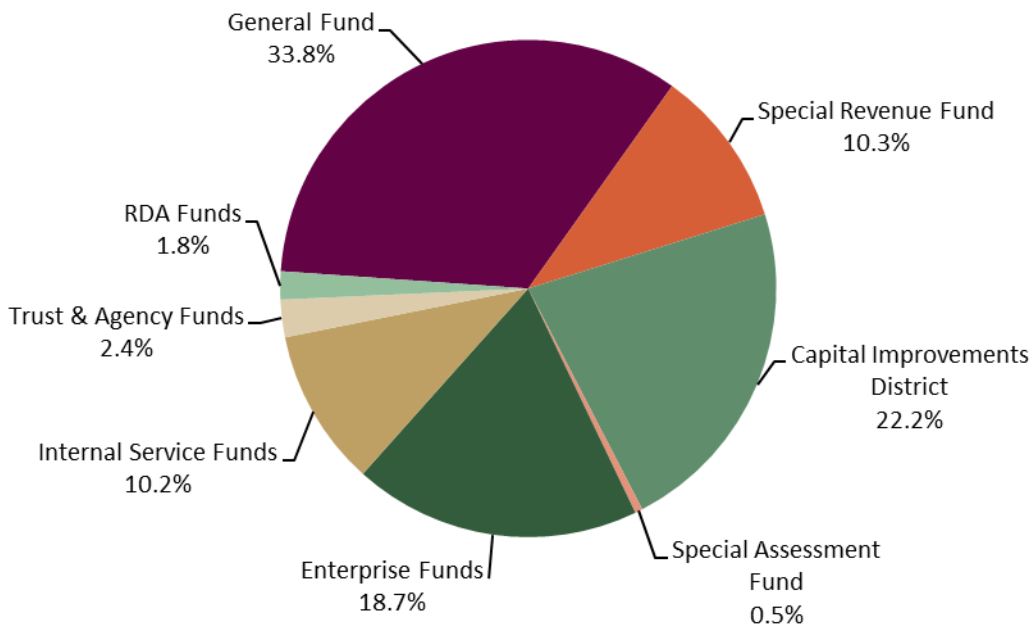




City Fund Allocation June 30, 2021



March 31, 2021





CHANDLER
ASSET
MANAGEMENT

City of San Leandro

Investments by All Types

Active Investments

June 30, 2021

CUSIP	Issuer	Coupon	Maturity Date	Par	Purchase Price	Book Value	Purchase Yield	MVACC
LAIF								
YS5113	LAIF - City Pool			\$74,523,467.41	100.00000	\$74,523,467.41		\$74,523,467.41
YS5114	LAIF - Successor Agency			28,203.53	100.00000	\$28,203.53		\$28,203.53
subtotal				\$74,551,670.94		\$74,551,670.94		\$74,551,670.94
Passbook/Checking Accounts								
Public Funds Checking								
subtotal				\$ 14,153,125.73	100.00000	14,153,125.73		14,153,125.73
subtotal				\$ 14,153,125.73		\$ 14,153,125.73		\$ 14,153,125.73
Government Issues								
60934N104	Government Obligations Fund Federated Investors	0.010	30-Jun-21	88,693.79	100.00000	88,693.79	0.01	88,693.79
912828Y20	Note US Treasury	2.625	15-Jul-21	1,100,000.00	100.00544	1,100,059.81	2.48	1,114,418.59
912828S76	Note US Treasury	1.125	31-Jul-21	1,000,000.00	99.94861	999,486.07	1.78	1,005,587.69
9128284W7	Note US Treasury	2.750	15-Aug-21	1,000,000.00	100.00277	1,000,027.67	2.73	1,013,693.49
912828D72	Note US Treasury	2.000	31-Aug-21	1,100,000.00	99.92299	1,099,152.84	2.48	1,110,917.26
02665WBG5	Note American Honda Finance	1.700	09-Sep-21	250,000.00	99.86716	249,667.89	2.43	252,004.97
89233P5F9	Note Toyota Motor Credit Corp	3.400	15-Sep-21	950,000.00	100.11434	951,086.26	2.82	965,663.71
17275RBJ0	Callable Note Cont 8/20/2021 Cisco Systems	1.850	20-Sep-21	550,000.00	99.89278	549,410.30	2.36	554,116.90
912828T34	Note US Treasury	1.125	30-Sep-21	1,000,000.00	99.77549	997,754.92	2.07	1,005,487.87
912828F96	Note US Treasury	2.000	31-Oct-21	1,640,000.00	99.91633	1,638,627.77	2.26	1,656,097.53
62479LYG4	Discount CP MUFG Bank Ltd	0.110	16-Nov-21	2,000,000.00	99.95783	1,999,156.55	0.11	1,999,156.55
21687AYV9	Discount CP Rabobank Nederland NV NY	0.120	29-Nov-21	2,200,000.00	99.94966	2,198,892.55	0.12	2,198,892.55
912828U65	Note US Treasury	1.750	30-Nov-21	1,500,000.00	99.72969	1,495,945.33	2.43	1,512,652.86
313376C94	Note FHLB	2.625	10-Dec-21	1,000,000.00	100.01748	1,000,174.80	2.58	1,012,812.25
89236TDP7	Note Toyota Motor Credit Corp	2.600	11-Jan-22	450,000.00	99.59318	448,169.30	3.42	461,111.75
3137EADB2	Note FHLMC	2.375	13-Jan-22	2,000,000.00	101.05548	2,021,109.57	0.40	2,046,758.67
4581XOCW6	Note Inter-American Dev Bank	2.125	18-Jan-22	800,000.00	99.96208	799,696.67	2.20	816,206.02
594918BW3	Callable Note Cont 1/6/2022 Microsoft	2.400	06-Feb-22	500,000.00	99.92458	499,622.89	2.53	510,730.83
69353RFB9	Callable Note Cont 1/18/2022 PNC Bank	2.625	17-Feb-22	1,200,000.00	99.80396	1,197,647.50	2.94	1,227,424.60
313378CR0	Note FHLB	2.250	11-Mar-22	1,250,000.00	99.49502	1,243,687.73	3.02	1,277,445.00
912828W89	Note US Treasury	1.875	31-Mar-22	1,100,000.00	99.37594	1,093,135.29	2.75	1,119,879.33
3135G0V59	Note FNMA	2.250	12-Apr-22	2,570,000.00	99.89071	2,567,191.14	2.40	2,625,405.35
912828X47	Note US Treasury	1.875	30-Apr-22	1,800,000.00	99.46990	1,790,458.20	2.54	1,832,264.94
459200JX0	Note IBM Corp	2.850	13-May-22	500,000.00	100.31422	501,571.10	2.47	513,314.50
532457BQ0	Note Eli Lilly & Co	2.350	15-May-22	500,000.00	99.48354	497,417.71	2.98	510,860.89
313379Q69	Note FHLB	2.125	10-Jun-22	2,200,000.00	100.22655	2,204,984.01	1.88	2,244,782.28
9128287C8	Note US Treasury	1.750	15-Jul-22	2,030,969.90	101.54850	2,030,969.90	0.25	2,050,208.41
912828L24	Note US Treasury	1.875	31-Aug-22	1,100,000.00	99.06950	1,089,764.54	2.72	1,129,323.78
3135G0W33	Note FNMA	1.375	06-Sep-22	2,000,000.00	99.78163	1,995,632.53	1.56	2,037,540.72
313380GJ0	Note FHLB	2.000	09-Sep-22	1,000,000.00	99.28848	992,884.83	2.63	1,028,722.22
46625HJE1	Note JP Morgan Chase	3.250	23-Sep-22	400,000.00	99.64397	398,575.86	3.56	417,930.89
3135G0T78	Note FNMA	2.000	05-Oct-22	900,000.00	98.99554	890,959.83	2.84	924,952.30
92826CAC6	Callable Note Cont 10/14/2022 Visa Inc	2.800	14-Dec-22	1,000,000.00	99.44547	994,454.65	3.21	1,034,459.22
06051GEU9	Note Bank of America Corp	3.300	11-Jan-23	1,325,000.00	99.84354	1,322,926.94	3.41	1,403,362.27
912828Z29	Note US Treasury	1.500	15-Jan-23	1,400,000.00	102.07626	1,429,067.63	0.15	1,438,015.45
06406RAE7	Callable Note Cont 12/29/2022 Bank of NY Mellon	2.950	29-Jan-23	1,000,000.00	99.24692	992,469.18	3.47	1,051,919.55
912828Z86	Note US Treasury	1.375	15-Feb-23	1,850,000.00	101.93624	1,885,820.38	0.18	1,895,039.63
912828P79	Note US Treasury	1.500	28-Feb-23	1,950,000.00	102.21945	1,993,279.35	0.16	2,001,900.39
084670BR8	Callable Note Cont 1/15/2023 Berkshire Hathaway	2.750	15-Mar-23	600,000.00	98.97342	593,840.51	3.40	627,471.73
912828ZD5	Note US Treasury	0.500	15-Mar-23	2,000,000.00	100.48837	2,009,767.35	0.21	2,013,012.78
3137EAEQ8	Note FHLMC	0.375	20-Apr-23	2,000,000.00	100.12913	2,002,582.57	0.30	2,005,953.17
037833AK6	Note Apple Inc	2.400	03-May-23	900,000.00	98.26194	884,357.44	3.43	937,214.70
3137EAE86	Note FHLMC	0.375	05-May-23	2,000,000.00	100.08474	2,001,694.87	0.33	2,006,224.67
4581XODM7	Note Inter-American Dev Bank	0.500	24-May-23	2,000,000.00	100.03762	2,000,752.44	0.48	2,009,179.78
404280BA6	Note HSBC Holdings PLC	3.600	25-May-23	500,000.00	99.83330	499,166.48	3.69	531,160.50
313383AG3	Note FHLB	2.125	09-Jun-23	1,000,000.00	100.17919	1,001,791.85	2.03	1,034,827.61
931142EK5	Callable Note Cont 5/26/2023 Wal-Mart Stores	3.400	26-Jun-23	1,000,000.00	100.27640	1,002,763.98	3.24	1,060,228.22
3135G05G4	Note FNMA	0.250	10-Jul-23	1,800,000.00	99.96848	1,799,432.62	0.27	1,801,932.30
90331HNV1	Callable Note Cont 6/23/2023 US Bank NA	3.400	24-Jul-23	500,000.00	101.04047	505,202.37	2.84	537,207.89
43815NAC8	2019-3 A3 Honda Auto Receivables Trust	1.780	15-Aug-23	486,323.52	99.99967	486,321.92	1.79	491,185.84
91282CAF8	Note US Treasury	0.125	15-Aug-23	1,750,000.00	99.67178	1,744,256.15	0.28	1,745,421.32
3137EAEV7	Note FHLMC	0.250	24-Aug-23	2,000,000.00	99.92290	1,998,457.94	0.29	2,001,289.89
912828S58	Note US Treasury	2.875	30-Sep-23	1,000,000.00	102.37954	1,023,795.43	1.77	1,064,960.78
912828T26	Note US Treasury	1.375	30-Sep-23	1,000,000.00	102.64571	1,026,457.07	0.19	1,027,558.28
912828S26	Note US Treasury	2.875	31-Oct-23	1,200,000.00	106.32817	1,275,938.00	0.16	1,277,062.50
912828W66	Note US Treasury	2.750	15-Nov-23	1,000,000.00	102.01225	1,020,122.46	1.86	1,060,856.23
91282CAW1	Note US Treasury	0.250	15-Nov-23	1,500,000.00	100.20807	1,503,121.03	0.16	1,497,958.94
3137EAF24	Note FHLMC	0.250	04-Dec-23	2,000,000.00	100.08967	2,001,793.39	0.21	1,997,761.00
3130A0F70	Note FHLB	0.250	08-Dec-23	1,700,000.00	101.45460	1,724,728.15	2.73	1,828,520.43
477870AC3	2019-B A3 John Deere Owner Trust	2.210	15-Dec-23	280,968.32	99.98813	280,934.98	2.23	284,907.84
24422EUR8	Note John Deere Capital Corp	3.450	10-Jan-24	300,000.00	100.49551	301,486.52	3.24	327,662.55
91282CBE0	Note US Treasury	0.125	15-Jan-24	1,100,000.00	99.86524	1,098,517.66	0.18	1,093,973.82
24422EVN6	Note John Deere Capital Corp	0.450	17-Jan-24	1,000,000.00	100.01775	1,000,177.48	0.44	1,000,436.50
3133EMNG3	Note FFCB	0.230	19-Jan-24	2,000,000.00	100.06559	2,001,311.70	0.20	1,994,342.00
3135G0V34	Note FNMA	2.500	05-Feb-24	2,000,000.00	104.49749	2,089,949.87	0.74	2,129,505.78
89114QC82	Note Toronto Dominion Bank	3.250	11-Mar-24	1,300,000.00	100.63000	1,308,190.00	3.00	1,404,765.12
808513BN4	Callable Note Cont 2/18/2024 Charles Schwab Corp	0.750	18-Mar-24	1,000,000.00	100.30436	1,003,043.62	0.63	1,007,872.83
91282CBV2	Note US Treasury	0.375	15-Apr-24	1,800,000.00	99.88350	1,797,902.98	0.42	1,799,170.08
00440EAR8	Note Chubb INA Holdings Inc	3.350	15-May-24	1,000,000.00	108.00488	1,080,048.80	0.54	1,083,475.56
912828XT2	Note US Treasury	2.000	31-May-24	2,000,000.00	104.79613	2,095,922.53	0.34	2,093,621.98
3130A1XJ2	Note FHLB	2.875	14-Jun-24	2,000,000.00	103.43437	2,068,687.41	1.66	2,142,525.28
3130A2UW4	Note FHLB	2.875	13-Sep-24	1,200,000.00	103.58827	1,243,059.18	1.70	1,299,630.00
3135G0W66	Note FNMA	1.625	15-Oct-24	2,000,000.00	99.93861	1,998,772.26	1.64	2,078,665.11
3130A3GE8	Note FHLB	2.750	13-Dec-24	1,500,000.00	103.27846	1,549,176.93	1.75	1,612,924.50
3135G0X24	Note FNMA	1.625	07-Jan-25	2,100,000.00	100.40760	2,108,559.52	1.50	2,191,310.45
3137EAE0P	Note FHLMC	1.500	12-Feb-25	2,000,000.00	101.92338	2,038,467.61	0.95	2,075,739.33
037833DT4	Callable Note Cont 4/11/2025 Apple Inc	1.125	11-May-25	500,000.00	101.33950	506,697.50	0.77	506,768.25
912828PZ0	Note US Treasury	0.250	31-May-25	1,100,000.00	98.29513	1,081,246.42	0.69	1,082,100.52
78015K7H1	Note Royal Bank of Canada	1.150	10-Jun-25	1,300,000.00	100.86791	1,311,282.77	0.93	1,308,297.68
3135G05X7	Note FNMA	0.375	25-Aug-25	1,000,000.00	99.60750	996,075.03	0.47	986,888.50
9128284Z0	Note US Treasury	2.750	31-Aug-25	2,000,000.00	108.27917	2,165,583.36	0.73	2,185,337.15
47788UAC6	2021-A3 John Deere Owner Trust	0.360	15-Sep-25	280,000.00	99.98243	279,950.80	0.37	279,682.20
3137EAE3X	Note FHLMC	0.375	23-Sep-25	2,200,000.00	99.82682	2,196,190.13	0.42	2,168,682.63
46647PBH8	Callable Note Mthly 3/13/2025 JP Morgan Chase &	2.005	13-Mar-26	950,000.00	102.95637	978,085.54	1.18	986,830.55
808513BR5	Callable Note Cont 4/13/2026 Charles Schwab Corp	1.150	13-May-26	500,000.00	99.90529	499,526.46	1.17	501,137.17
subtotal				\$ 90,692,291.84		\$ 109,434,824.36		\$ 111,272,996.94
Total								