

URBAN STRATEGIES COUNCIL



City of San Leandro Recreation and Human Services Department: Human Services Gap Analysis



San Leandro City Council May 1, 2017

Image: Jason Jenkins

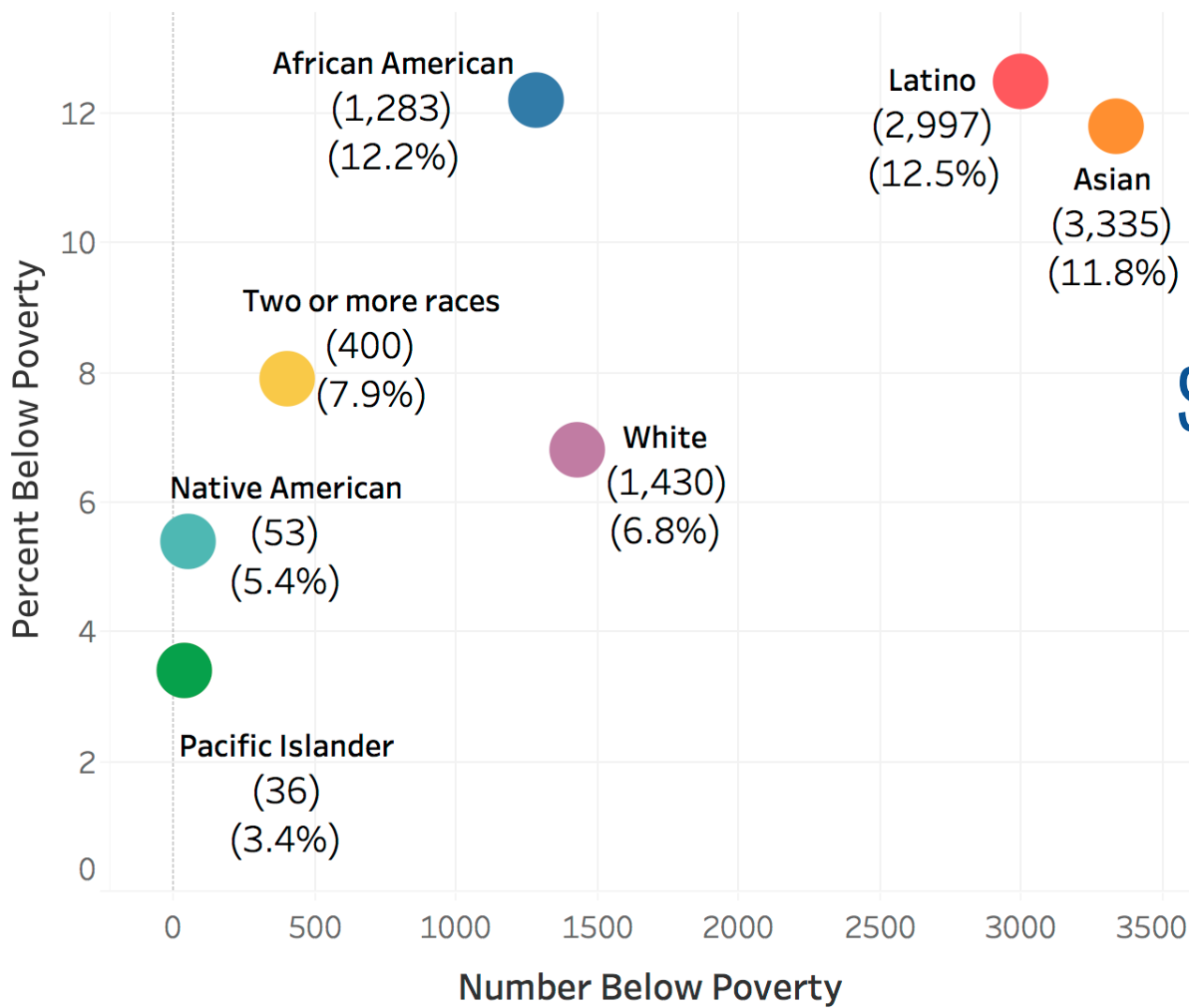
San Leandro Residents in Poverty

2000

5,000 in
poverty

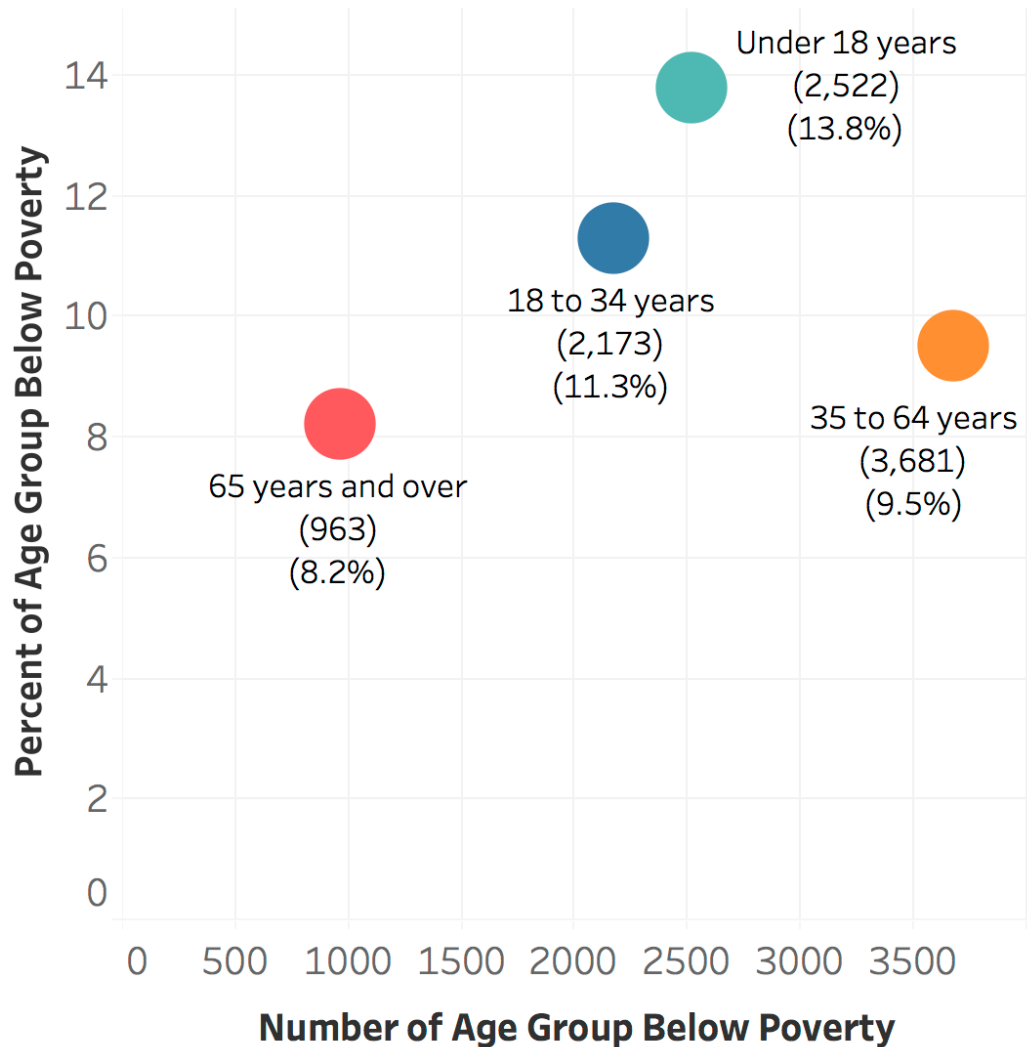
2010-15

9,400 in
poverty



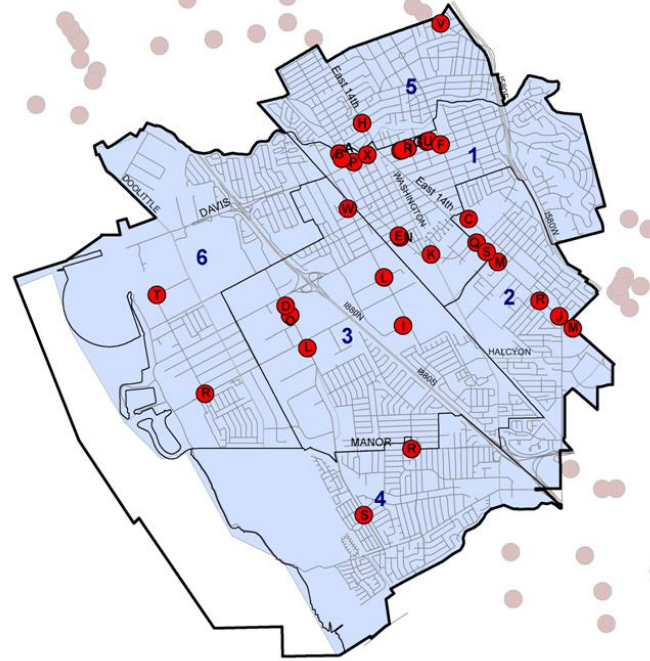
San Leandro Poverty by Race/Ethnicity (2011-15)

Source: American Community Survey 5-Year Estimates for 2011-2015.

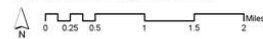


San Leandro Poverty by Age Group (2011-15)

Services in San Leandro



San Leandro 211 Services, 2015



Source: Eden I & R, Inc. 2-1-1 Alameda County and key informants.

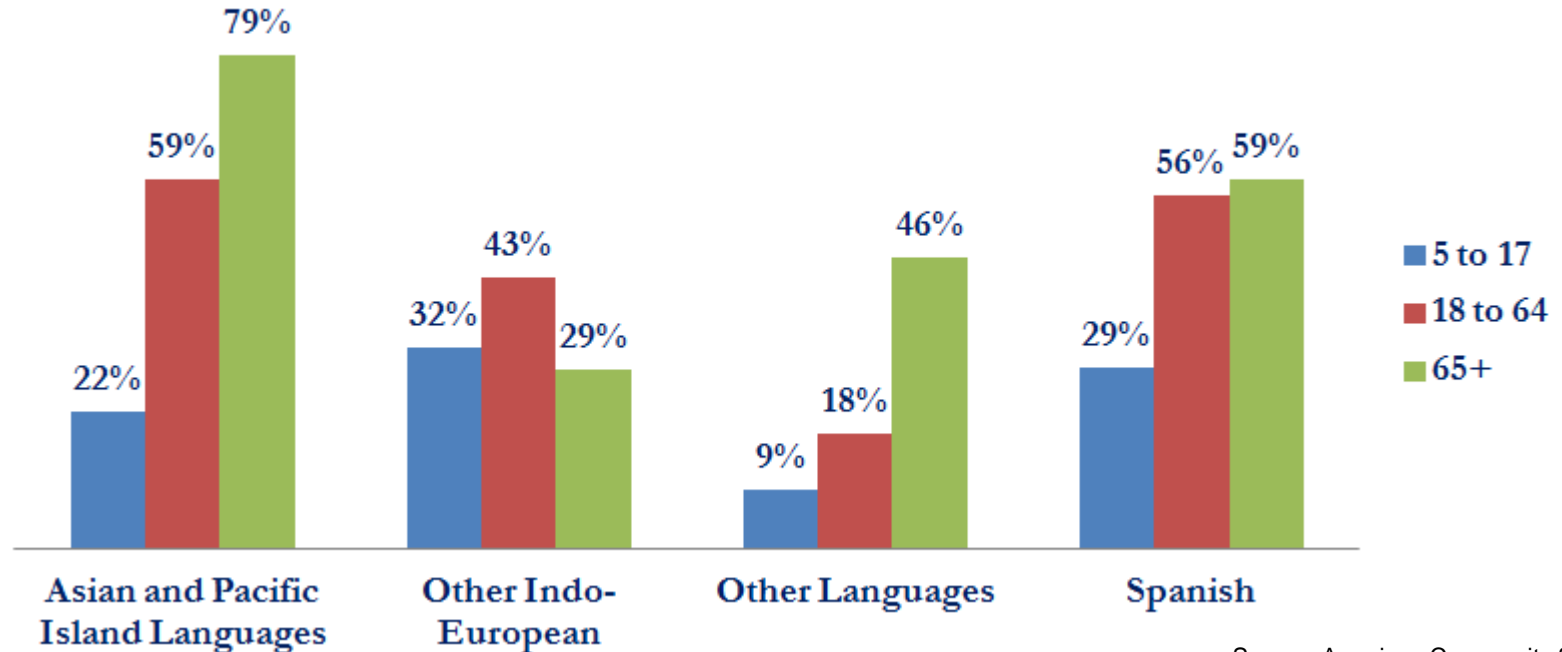
Service Gaps

- High-Level Mental and Behavioral Health Needs
- Language Access
- Food Security Coordination
- Child & Family Enrollment in CalFresh
- Domestic and Intimate Partner Violence
- Anticipated Cuts to Safety Net

Mental & Behavioral Health

- **Third-highest** number of 5150 transports (535)
- **6%** of county population but **12% of residents with psychiatric hospitalizations**
- **66%** of SLPD officers completed Crisis Intervention Training

San Leandro Residents Who Speak English Less than 'Very Well' (2010-14)



Food Security

- **Informal network** of food pantries and providers
- No centralized, up-to-date list of resources
- Low-income **renters, noncitizens, people with disabilities** most in need

Populations Facing Gaps

- People with Disabilities
- Young Children
- Transition-Age Youth
- Vulnerable Seniors
- Homeless Families with Children
- Immigrants

People with Disabilities

- 38% of 2-1-1 calls
- 14% of SLUSD students
- 6.8% of adults 18-64
- 34.7% of seniors

Young Children

- **35%** ready for school
- **50%** attended preschool
- Recreation & Human Services-Library pilot program

Transition-Age Youth

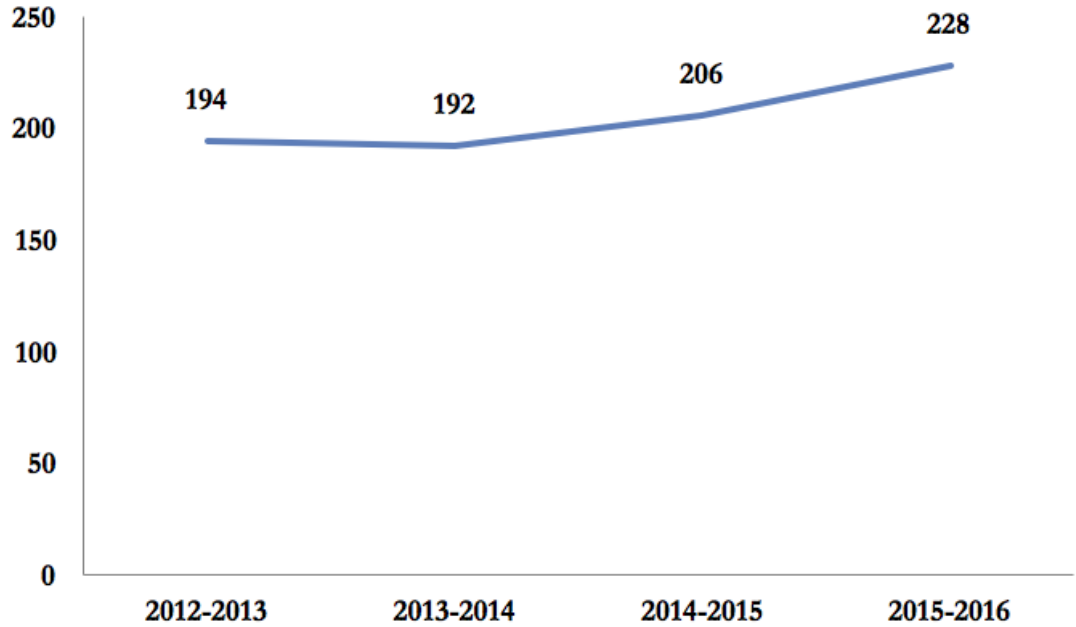
- 18-24 years old
- Longer transition to adulthood, few supports
- Biggest barrier: **disconnection**

Vulnerable Seniors

- 57% of **senior renters** are housing-cost burdened
- Language access in **Spanish and Asian languages**
- Grandparents **raising grandchildren**

Homeless Families with Children

Number of Homeless Students in SLUSD



Immigrants

- 35% of San Leandrans are immigrants

Of these:

- 60% are Asian
- 30% are Latino

Recommendations

- Articulate Recreation & Human Services Department roles
- Awareness of services inside and outside city
- Plan for likely federal cuts
- Participatory budgeting
- Cross-department efforts
- Plan for needs of diverse communities
- Special populations
- Food security strategy