



REGISTRAR OF VOTERS

ALAMEDA COUNTY • CALIFORNIA

TIM DUPUIS
REGISTRAR OF VOTERS

CYNTHIA CORNEJO
DEPUTY REGISTRAR OF VOTERS

November 21, 2014

Marian Handa, City Clerk
City of San Leandro
835 East 14th Street
San Leandro, CA 94577

Dear Ms. Handa:

Enclosed is the Certificate of Election Results and a copy of the Official Canvass for the City of San Leandro at the General Election held on Tuesday, November 4, 2014.

If you have any questions, please contact me at (510) 272-6933.

Sincerely,


Tim Dupuis
Registrar of Voters
Alameda County

Enclosures

STATE OF CALIFORNIA }
COUNTY OF ALAMEDA } ss.

I, **TIM DUPUIS**, Registrar of Voters for the County of Alameda, State of California, having canvassed the returns of all votes cast in the **City of San Leandro** at the General Election held on Tuesday, **November 4, 2014**, do hereby certify the following to be a full, true and correct Statement of the Results of all the votes cast, to which this certificate is attached, at said election for each candidate in the **City of San Leandro** for the office of **Mayor**.

I hereby set my hand and my official seal this **21st** day of **November 2014**.




A handwritten signature in black ink, appearing to read 'Tim Dupuis', written in a cursive style.

TIM DUPUIS
Registrar of Voters
Alameda County
State of California

STATE OF CALIFORNIA }
COUNTY OF ALAMEDA } ss.

I, **TIM DUPUIS**, Registrar of Voters for the County of Alameda, State of California, having canvassed the returns of all votes cast in the **City of San Leandro, District 1** at the General Election held on Tuesday, **November 4, 2014**, do hereby certify the following to be a full, true and correct Statement of the Results of all the votes cast, to which this certificate is attached, at said election for each candidate in the **City of San Leandro, District 1** for the office of **City Council Member, District 1**.

I hereby set my hand and my official seal this **21st** day of **November 2014**.




A handwritten signature in black ink, appearing to read 'Tim Dupuis'.

TIM DUPUIS
Registrar of Voters
Alameda County
State of California

STATE OF CALIFORNIA }
COUNTY OF ALAMEDA } ss.

I, **TIM DUPUIS**, Registrar of Voters for the County of Alameda, State of California, having canvassed the returns of all votes cast in the **City of San Leandro, District 3** at the General Election held on Tuesday, **November 4, 2014**, do hereby certify the following to be a full, true and correct Statement of the Results of all the votes cast, to which this certificate is attached, at said election for each candidate in the **City of San Leandro, District 3** for the office of **City Council Member, District 3**.

I hereby set my hand and my official seal this **21st** day of **November 2014**.




A handwritten signature in black ink, appearing to read 'Tim Dupuis', written in a cursive style.

TIM DUPUIS
Registrar of Voters
Alameda County
State of California

STATE OF CALIFORNIA }
COUNTY OF ALAMEDA } ss.

I, **TIM DUPUIS**, Registrar of Voters for the County of Alameda, State of California, having canvassed the returns of all votes cast in the **City of San Leandro, District 5** at the General Election held on Tuesday, **November 4, 2014**, do hereby certify the following to be a full, true and correct Statement of the Results of all the votes cast, to which this certificate is attached, at said election for each candidate in the **City of San Leandro, District 5** for the office of **City Council Member, District 5**.

I hereby set my hand and my official seal this **21st** day of **November 2014**.




A handwritten signature in black ink, appearing to read 'Tim Dupuis', written in a cursive style.

TIM DUPUIS
Registrar of Voters
Alameda County
State of California

STATE OF CALIFORNIA }
COUNTY OF ALAMEDA } ss.

I, **TIM DUPUIS**, Registrar of Voters for the County of Alameda, State of California, having canvassed the returns of all votes cast in the **City of San Leandro** at the General Election held on Tuesday, **November 4, 2014**, do hereby certify the following to be a full, true and correct Statement of the Results of all the votes cast, to which this certificate is attached, at said election for and against **Measure II**.

I hereby set my hand and my official seal this **21st** day of **November 2014**.




A handwritten signature in black ink, appearing to read "Tim Dupuis", written in a cursive style.

TIM DUPUIS
Registrar of Voters
Alameda County
State of California

STATE OF CALIFORNIA }
COUNTY OF ALAMEDA } ss.

I, **TIM DUPUIS**, Registrar of Voters for the County of Alameda, State of California, having canvassed the returns of all votes cast in the **City of San Leandro** at the General Election held on Tuesday, **November 4, 2014**, do hereby certify the following to be a full, true and correct Statement of the Results of all the votes cast, to which this certificate is attached, at said election for and against **Measure HH**.

I hereby set my hand and my official seal this **21st** day of **November 2014**.



A handwritten signature in black ink, appearing to read 'Tim Dupuis', written in a cursive style.

TIM DUPUIS
Registrar of Voters
Alameda County
State of California

**ALAMEDA COUNTY Statement of Vote
GENERAL ELECTION**

NON-PARTISAN MAYOR - SAN LEANDRO (RCV)														
	Registration	Ballots Cast	Turnout (%)		MAYOR - SAN LEANDRO (RCV) DIANA SOUZA	PAULINE RUSSO CUTTER	DAN DILLMAN	GREGG DALY	Under Vote	Over Vote				
450300 - Vote by Mail Reporting	1009	278	27.55		118	114	33	1	14	0				
450300 - Election Day Reporting	1009	128	12.69		51	33	20	0	14	2				
450400 - Vote by Mail Reporting	1583	398	25.14		158	163	50	2	17	0				
450400 - Election Day Reporting	1583	205	12.95		78	86	26	0	8	4				
450610 - Vote by Mail Reporting	922	281	30.48		131	95	26	2	21	0				
450610 - Election Day Reporting	922	156	16.92		84	41	17	0	13	0				
450800 - Vote by Mail Reporting	955	228	23.87		119	70	28	1	6	0				
450800 - Election Day Reporting	955	101	10.58		53	23	15	0	10	0				
451000 - Vote by Mail Reporting	1421	387	27.23		149	143	67	0	21	2				
451000 - Election Day Reporting	1421	205	14.43		81	65	31	0	19	0				
451510 - Vote by Mail Reporting	1280	273	21.33		122	114	25	0	12	1				
451510 - Election Day Reporting	1280	156	12.19		59	50	25	0	14	2				
451600 - Vote by Mail Reporting	1186	305	25.72		114	137	33	2	12	1				
451600 - Election Day Reporting	1186	165	13.91		48	79	20	0	10	3				
451700 - Vote by Mail Reporting	949	236	24.87		94	99	29	0	10	2				
451700 - Election Day Reporting	949	141	14.86		49	63	18	0	7	1				
452100 - Vote by Mail Reporting	1155	269	23.29		90	128	35	0	10	1				
452100 - Election Day Reporting	1155	152	13.16		56	63	16	0	15	0				
452200 - Vote by Mail Reporting	1588	475	29.91		159	226	56	6	19	0				
452200 - Election Day Reporting	1588	202	12.72		79	82	21	0	19	0				
452400 - Vote by Mail Reporting	1091	234	21.45		78	111	31	0	8	1				
452400 - Election Day Reporting	1091	172	15.77		53	54	33	0	21	0				
452500 - Vote by Mail Reporting	786	145	18.45		53	67	18	1	5	0				
452500 - Election Day Reporting	786	92	11.70		26	33	15	0	12	3				
453100 - Vote by Mail Reporting	973	271	27.85		88	129	38	4	11	0				
453100 - Election Day Reporting	973	179	18.40		57	80	20	0	18	0				
453300 - Vote by Mail Reporting	686	162	23.62		60	78	18	2	4	0				
453300 - Election Day Reporting	686	79	11.52		30	32	9	0	4	0				
453400 - Vote by Mail Reporting	920	218	23.70		84	103	19	0	7	0				
453400 - Election Day Reporting	920	112	12.17		52	35	8	0	14	0				
453500 - Vote by Mail Reporting	1265	285	22.53		116	119	28	1	16	0				
453500 - Election Day Reporting	1265	159	12.57		61	68	15	0	13	1				
453900 - Vote by Mail Reporting	1248	339	27.16		128	149	41	1	9	0				
453900 - Election Day Reporting	1248	152	12.18		59	68	17	0	6	0				
453920 - Vote by Mail Reporting	751	147	19.57		70	55	12	1	4	1				
453920 - Election Day Reporting	751	62	8.26		30	19	5	0	5	1				
454100 - Vote by Mail Reporting	1053	283	26.88		103	120	35	1	17	2				
454100 - Election Day Reporting	1053	101	9.59		35	38	15	0	12	0				
454500 - Vote by Mail Reporting	878	221	25.17		67	110	25	2	13	0				
454500 - Election Day Reporting	878	117	13.33		50	43	15	0	7	0				
455000 - Vote by Mail Reporting	589	117	19.86		49	36	19	0	6	0				
455000 - Election Day Reporting	589	66	11.21		22	22	12	0	7	1				
455100 - Vote by Mail Reporting	729	141	19.34		42	57	26	1	7	0				
455100 - Election Day Reporting	729	81	11.11		36	24	13	0	10	0				
455300 - Vote by Mail Reporting	953	207	21.72		73	97	32	1	6	0				
455300 - Election Day Reporting	953	130	13.64		44	45	27	0	9	0				
455400 - Vote by Mail Reporting	932	253	27.15		91	101	37	1	12	2				
455400 - Election Day Reporting	932	100	10.73		36	41	13	0	9	1				
455500 - Vote by Mail Reporting	558	185	33.15		55	92	26	3	7	2				
455500 - Election Day Reporting	558	83	14.87		21	38	17	0	5	0				
455700 - Vote by Mail Reporting	514	172	33.46		48	84	29	4	6	0				
455700 - Election Day Reporting	514	82	15.95		12	49	13	0	13	0				
455900 - Vote by Mail Reporting	1593	376	23.60		138	139	67	9	17	0				
455900 - Election Day Reporting	1593	276	17.33		85	106	41	0	19	0				
456200 - Vote by Mail Reporting	1041	335	32.18		84	170	53	8	22	0				
456200 - Election Day Reporting	1041	141	13.54		34	72	15	0	11	0				
456500 - Vote by Mail Reporting	710	295	41.55		48	193	43	6	3	1				
456500 - Election Day Reporting	710	154	21.69		29	102	10	0	12	0				
456600 - Vote by Mail Reporting	1044	378	36.21		117	199	40	17	14	0				

**ALAMEDA COUNTY Statement of Vote
GENERAL ELECTION**

NON-PARTISAN MAYOR - SAN LEANDRO (RCV)														
	Registration	Ballots Cast	Turnout (%)	MAYOR - SAN LEANDRO (RCV) DIANA SOUZA	PAULINE RUSSO CUTTER	DAN DILLMAN	GREGG DALY	Under Vote	Over Vote					
456600 - Election Day Reporting	1044	181	17.34	55	74	22	0	22	0					
456900 - Vote by Mail Reporting	659	263	39.91	81	135	32	5	7	0					
456900 - Election Day Reporting	659	119	18.06	21	63	18	0	13	0					
457100 - Vote by Mail Reporting	780	216	27.69	39	150	19	3	1	0					
457100 - Election Day Reporting	780	172	22.05	42	94	23	0	10	1					
457300 - Vote by Mail Reporting	901	293	32.52	66	190	21	7	10	0					
457300 - Election Day Reporting	901	177	19.64	36	91	21	0	19	0					
457400 - Vote by Mail Reporting	709	294	41.47	62	190	26	5	8	1					
457400 - Election Day Reporting	709	158	22.28	31	99	15	0	11	0					
457500 - Vote by Mail Reporting	1233	334	27.09	100	181	28	7	16	0					
457500 - Election Day Reporting	1233	245	19.87	54	128	39	0	14	0					
457700 - Vote by Mail Reporting	907	271	29.88	65	173	26	7	10	1					
457700 - Election Day Reporting	907	200	22.05	30	130	22	0	5	0					
457900 - Vote by Mail Reporting	791	229	28.95	62	127	28	2	9	0					
457900 - Election Day Reporting	791	112	14.16	32	48	12	0	11	0					
458200 - Vote by Mail Reporting	1001	229	22.88	73	111	35	2	4	0					
458200 - Election Day Reporting	1001	182	18.18	64	69	30	0	16	0					
458300 - Vote by Mail Reporting	1262	323	25.59	126	147	29	2	8	1					
458300 - Election Day Reporting	1262	198	15.69	77	82	26	0	10	0					
458500 - Vote by Mail Reporting	760	198	26.05	95	77	19	1	7	1					
458500 - Election Day Reporting	760	101	13.29	35	39	16	0	8	0					
458800 - Vote by Mail Reporting	947	204	21.54	87	89	22	2	1	0					
458800 - Election Day Reporting	947	100	10.56	36	43	15	0	3	0					
458900 - Vote by Mail Reporting	680	137	20.15	65	47	17	3	4	0					
458900 - Election Day Reporting	680	75	11.03	32	23	14	0	4	0					
9450920 - Vote by Mail Reporting	0	0	0.00	0	0	0	0	0	0					
9450920 - Election Day Reporting	0	0	0.00	0	0	0	0	0	0					
9450930 - Vote by Mail Reporting	4	1	25.00	1	0	0	0	0	0					
9450930 - Election Day Reporting	4	0	0.00	0	0	0	0	0	0					
9451500 - Vote by Mail Reporting	311	109	35.05	46	40	15	1	6	0					
9451500 - Election Day Reporting	311	8	2.57	1	3	1	0	0	0					
9452000 - Vote by Mail Reporting	0	0	0.00	0	0	0	0	0	0					
9452000 - Election Day Reporting	0	0	0.00	0	0	0	0	0	0					
9454220 - Vote by Mail Reporting	35	11	31.43	6	4	1	0	0	0					
9454220 - Election Day Reporting	35	1	2.86	0	0	0	0	1	0					
9454230 - Vote by Mail Reporting	0	0	0.00	0	0	0	0	0	0					
9454230 - Election Day Reporting	0	0	0.00	0	0	0	0	0	0					
9454600 - Vote by Mail Reporting	0	0	0.00	0	0	0	0	0	0					
9454600 - Election Day Reporting	0	0	0.00	0	0	0	0	0	0					
9454700 - Vote by Mail Reporting	355	145	40.85	52	57	23	0	8	0					
9454700 - Election Day Reporting	355	0	0.00	0	0	0	0	0	0					
9455010 - Vote by Mail Reporting	369	122	33.06	49	38	24	0	5	0					
9455010 - Election Day Reporting	369	10	2.71	1	5	0	0	1	0					
9455200 - Vote by Mail Reporting	270	111	41.11	26	46	31	0	7	0					
9455200 - Election Day Reporting	270	5	1.85	0	3	1	0	1	0					
9455410 - Vote by Mail Reporting	169	49	28.99	23	14	10	0	0	0					
9455410 - Election Day Reporting	169	9	5.33	4	2	2	0	0	0					
9456610 - Vote by Mail Reporting	0	0	0.00	0	0	0	0	0	0					
9456610 - Election Day Reporting	0	0	0.00	0	0	0	0	0	0					
Vote by Mail Reporting Totals	42505	11433	26.90	3970	5314	1425	124	447	20					
Election Day Reporting Totals	42505	6002	14.12	1961	2550	799	0	485	20					
District Totals - Absentee														
District Grand Totals														
13th Congressional District	42505	17435	41.02	5931	7864	2224	124	932	40					
9th State Senatorial District	39256	16246	41.38	5515	7385	2026	121	867	39					

**ALAMEDA COUNTY Statement of Vote
GENERAL ELECTION**

NON-PARTISAN MAYOR - SAN LEANDRO (RCV)															
	Registration	Ballots Cast	Turnout (%)		MAYOR - SAN LEANDRO (RCV) DIANA SOUZA	PAULINE RUSSO CUTTER	DAN DILLMAN	GREGG DALY	Under Vote	Over Vote					
10th State Senatorial District	3249	1189	36.60		416	479	198	3	65	1					
18th Assembly District	42505	17435	41.02		5931	7864	2224	124	932	40					
2nd Dist, Board of Equalization	42505	17435	41.02		5931	7864	2224	124	932	40					
3rd Supervisorial District	42505	17435	41.02		5931	7864	2224	124	932	40					
ALAMEDA	42505	17435	41.02		5931	7864	2224	124	932	40					
City of San Leandro	42505	17435	41.02		5931	7864	2224	124	932	40					
Grand Totals	42505	17435	41.02		5931	7864	2224	124	932	40					

**ALAMEDA COUNTY Statement of Vote
GENERAL ELECTION**

CITY OF SAN LEANDRO															
	Registration	Ballots Cast	Turnout (%)	MEMBER, CITY COUNCIL, DIST. 1 - KENNETH PON	DEBORAH COX	DAVID L. ANDERSON, SR.	MIKE KATZ-LACABE	Under Vote	Over Vote	MEMBER, CITY COUNCIL, DIST. 3 - ALLEN SCHOENFELD	VICTOR AGUILAR	LEE THOMAS	Under Vote	Over Vote	
450300 - Vote by Mail Reporting	1009	278	27.55	67	80	38	73	24	0	24	71	146	38	0	
450300 - Election Day Reporting	1009	128	12.69	31	37	18	15	19	0	20	33	39	28	0	
450400 - Vote by Mail Reporting	1583	398	25.14	89	145	39	82	34	2	55	94	183	59	0	
450400 - Election Day Reporting	1583	205	12.95	36	71	33	39	22	1	16	55	94	35	2	
450610 - Vote by Mail Reporting	922	281	30.48	73	102	25	44	30	1	16	76	133	49	0	
450610 - Election Day Reporting	922	156	16.92	41	50	18	21	24	0	17	36	65	36	0	
450800 - Vote by Mail Reporting	955	228	23.87	61	55	37	50	20	1	20	60	119	25	0	
450800 - Election Day Reporting	955	101	10.58	27	24	15	16	17	0	7	35	40	18	0	
451000 - Vote by Mail Reporting	1421	387	27.23	68	140	52	70	45	5	40	104	166	70	0	
451000 - Election Day Reporting	1421	205	14.43	25	71	23	50	27	0	22	42	89	43	0	
451510 - Vote by Mail Reporting	1280	273	21.33	49	111	24	66	23	1	30	81	127	36	0	
451510 - Election Day Reporting	1280	156	12.19	22	65	24	21	15	3	26	34	60	29	1	
451600 - Vote by Mail Reporting	1186	305	25.72	66	91	31	84	25	2	49	69	133	47	1	
451600 - Election Day Reporting	1186	165	13.91	30	48	25	34	19	4	24	50	51	31	3	
451700 - Vote by Mail Reporting	949	236	24.87	52	72	29	52	24	5	35	64	99	34	0	
451700 - Election Day Reporting	949	141	14.86	20	46	23	34	14	0	28	54	42	14	0	
452100 - Vote by Mail Reporting	1155	269	23.29	57	80	38	68	21	0	37	75	108	43	0	
452100 - Election Day Reporting	1155	152	13.16	26	63	22	16	23	0	18	50	43	39	0	
452200 - Vote by Mail Reporting	1588	475	29.91	104	165	52	106	39	4	64	130	209	66	1	
452200 - Election Day Reporting	1588	202	12.72	44	72	20	25	39	0	13	77	59	51	0	
452400 - Vote by Mail Reporting	1091	234	21.45	51	77	33	49	17	2	26	51	117	34	1	
452400 - Election Day Reporting	1091	172	15.77	26	56	29	19	30	0	22	53	48	37	0	
452500 - Vote by Mail Reporting	786	145	18.45	32	53	14	33	12	0	17	36	73	19	0	
452500 - Election Day Reporting	786	92	11.70	11	21	17	20	16	3	8	27	29	23	0	
453100 - Vote by Mail Reporting	973	271	27.85	44	91	42	68	22	2	33	60	126	49	1	
453100 - Election Day Reporting	973	179	18.40	25	71	26	27	26	0	12	56	67	40	0	
453300 - Vote by Mail Reporting	686	162	23.62	42	47	23	41	8	0	14	51	79	17	1	
453300 - Election Day Reporting	686	79	11.52	12	31	14	12	5	1	7	33	27	7	0	
453400 - Vote by Mail Reporting	920	218	23.70	41	83	18	53	20	1	22	44	125	24	0	
453400 - Election Day Reporting	920	112	12.17	19	42	14	15	16	1	10	29	48	22	0	
453500 - Vote by Mail Reporting	1265	285	22.53	64	83	33	77	26	0	39	85	123	35	0	
453500 - Election Day Reporting	1265	159	12.57	30	53	16	36	21	0	14	48	71	24	1	
453900 - Vote by Mail Reporting	1248	339	27.16	105	99	49	55	24	1	42	79	182	31	1	
453900 - Election Day Reporting	1248	152	12.18	39	42	26	24	18	0	14	39	77	21	0	
453920 - Vote by Mail Reporting	751	147	19.57	40	47	23	21	8	3	19	26	78	16	2	
453920 - Election Day Reporting	751	62	8.26	13	26	6	8	6	0	7	18	21	13	0	
454100 - Vote by Mail Reporting	1053	283	26.88	63	90	36	68	21	0	24	74	147	32	0	
454100 - Election Day Reporting	1053	101	9.59	10	50	13	14	13	0	13	18	51	18	0	
454500 - Vote by Mail Reporting	878	221	25.17	63	55	19	59	22	0	21	53	110	32	0	
454500 - Election Day Reporting	878	117	13.33	30	34	16	23	11	0	6	33	61	15	0	
455000 - Vote by Mail Reporting	589	117	19.86	16	37	20	27	10	0	7	20	62	20	0	
455000 - Election Day Reporting	589	66	11.21	4	23	9	16	10	2	10	18	22	13	1	
455100 - Vote by Mail Reporting	729	141	19.34	22	54	15	29	12	1	16	29	68	18	0	
455100 - Election Day Reporting	729	81	11.11	12	37	6	13	15	0	4	28	27	24	0	
455300 - Vote by Mail Reporting	953	207	21.72	45	60	27	62	14	1	17	51	113	28	0	
455300 - Election Day Reporting	953	130	13.64	21	52	16	18	17	0	13	39	49	25	0	
455400 - Vote by Mail Reporting	932	253	27.15	48	103	22	50	18	3	27	56	129	29	1	
455400 - Election Day Reporting	932	100	10.73	14	38	15	19	14	0	10	26	43	20	0	
455500 - Vote by Mail Reporting	558	185	33.15	41	74	22	32	13	3	17	53	76	36	2	
455500 - Election Day Reporting	558	83	14.87	7	38	14	13	9	0	8	26	31	16	0	
455700 - Vote by Mail Reporting	514	172	33.46	38	57	18	47	11	0	16	47	83	25	0	
455700 - Election Day Reporting	514	82	15.95	11	35	9	13	19	0	6	27	31	23	0	
455900 - Vote by Mail Reporting	1593	376	23.60	60	134	42	102	30	1	35	99	181	51	1	
455900 - Election Day Reporting	1593	276	17.33	50	97	26	47	31	0	20	74	110	47	0	
456200 - Vote by Mail Reporting	1041	335	32.18	67	135	40	58	35	2	39	81	153	61	0	
456200 - Election Day Reporting	1041	141	13.54	13	72	8	23	14	1	15	35	54	27	1	
456500 - Vote by Mail Reporting	710	295	41.55	29	179	22	56	8	2	35	52	149	58	0	
456500 - Election Day Reporting	710	154	21.69	15	108	5	12	12	0	12	37	71	31	0	
456600 - Vote by Mail Reporting	1044	378	36.21	131	121	79	42	14	0	66	86	160	75	0	

**ALAMEDA COUNTY Statement of Vote
GENERAL ELECTION**

CITY OF SAN LEANDRO																
	Registration	Ballots Cast	Turnout (%)		MEMBER, CITY COUNCIL, DIST. 1 - KENNETH PON	DEBORAH COX	DAVID L. ANDERSON, SR.	MIKE KATZ-LACABE	Under Vote	Over Vote		MEMBER, CITY COUNCIL, DIST. 3 - ALLEN SCHOENFELD	VICTOR AGUILAR	LEE THOMAS	Under Vote	Over Vote
456600 - Election Day Reporting	1044	181	17.34		59	53	35	11	14	1		20	51	60	41	0
456900 - Vote by Mail Reporting	659	263	39.91		71	117	31	35	6	0		33	41	134	51	0
456900 - Election Day Reporting	659	119	18.06		29	49	13	9	15	0		12	38	35	30	0
457100 - Vote by Mail Reporting	780	216	27.69		29	99	19	52	11	1		31	50	90	37	2
457100 - Election Day Reporting	780	172	22.05		28	71	23	29	20	0		24	38	70	36	0
457300 - Vote by Mail Reporting	901	293	32.52		43	109	13	93	35	2		35	79	125	55	1
457300 - Election Day Reporting	901	177	19.64		24	73	8	34	28	1		18	38	63	48	0
457400 - Vote by Mail Reporting	709	294	41.47		40	174	13	41	23	0		34	58	139	62	0
457400 - Election Day Reporting	709	158	22.28		25	89	6	21	14	1		13	45	61	37	0
457500 - Vote by Mail Reporting	1233	334	27.09		40	171	15	76	30	0		37	78	153	62	0
457500 - Election Day Reporting	1233	245	19.87		28	109	35	33	31	1		20	73	87	54	0
457700 - Vote by Mail Reporting	907	271	29.88		46	125	27	56	26	2		25	72	137	47	0
457700 - Election Day Reporting	907	200	22.05		33	82	19	36	17	0		22	42	79	43	0
457900 - Vote by Mail Reporting	791	229	28.95		34	90	29	47	28	1		33	58	96	39	0
457900 - Election Day Reporting	791	112	14.16		17	40	10	20	17	0		12	23	43	26	0
458200 - Vote by Mail Reporting	1001	229	22.88		36	97	21	60	10	1		22	84	89	29	0
458200 - Election Day Reporting	1001	182	18.18		24	75	18	32	30	0		26	52	60	41	0
458300 - Vote by Mail Reporting	1262	323	25.59		56	134	24	77	20	0		15	84	160	50	0
458300 - Election Day Reporting	1262	198	15.69		21	102	27	24	19	0		15	59	89	31	0
458500 - Vote by Mail Reporting	760	198	26.05		47	70	13	57	13	0		20	61	92	27	0
458500 - Election Day Reporting	760	101	13.29		12	45	14	14	13	0		9	28	42	19	0
458800 - Vote by Mail Reporting	947	204	21.54		54	61	33	40	13	0		25	71	88	15	1
458800 - Election Day Reporting	947	100	10.56		18	37	19	12	11	0		11	31	34	20	0
458900 - Vote by Mail Reporting	680	137	20.15		28	43	21	40	5	0		17	46	69	2	1
458900 - Election Day Reporting	680	75	11.03		15	25	12	16	6	0		11	30	23	10	0
9450920 - Vote by Mail Reporting	0	0	0.00		0	0	0	0	0	0		0	0	0	0	0
9450920 - Election Day Reporting	0	0	0.00		0	0	0	0	0	0		0	0	0	0	0
9450930 - Vote by Mail Reporting	4	1	25.00		0	0	0	1	0	0		0	0	1	0	0
9450930 - Election Day Reporting	4	0	0.00		0	0	0	0	0	0		0	0	0	0	0
9451500 - Vote by Mail Reporting	311	109	35.05		20	37	8	31	11	1		16	27	50	14	1
9451500 - Election Day Reporting	311	8	2.57		1	1	1	2	0	0		0	1	4	0	0
9452000 - Vote by Mail Reporting	0	0	0.00		0	0	0	0	0	0		0	0	0	0	0
9452000 - Election Day Reporting	0	0	0.00		0	0	0	0	0	0		0	0	0	0	0
9454220 - Vote by Mail Reporting	35	11	31.43		3	5	0	3	0	0		3	6	2	0	0
9454220 - Election Day Reporting	35	1	2.86		0	0	0	0	1	0		0	0	0	1	0
9454230 - Vote by Mail Reporting	0	0	0.00		0	0	0	0	0	0		0	0	0	0	0
9454230 - Election Day Reporting	0	0	0.00		0	0	0	0	0	0		0	0	0	0	0
9454600 - Vote by Mail Reporting	0	0	0.00		0	0	0	0	0	0		0	0	0	0	0
9454600 - Election Day Reporting	0	0	0.00		0	0	0	0	0	0		0	0	0	0	0
9454700 - Vote by Mail Reporting	355	145	40.85		28	48	22	28	15	0		15	36	61	29	0
9454700 - Election Day Reporting	355	0	0.00		0	0	0	0	0	0		0	0	0	0	0
9455010 - Vote by Mail Reporting	369	122	33.06		13	45	14	37	6	0		16	29	59	11	0
9455010 - Election Day Reporting	369	10	2.71		1	3	2	0	1	0		0	1	4	2	0
9455200 - Vote by Mail Reporting	270	111	41.11		25	32	21	22	9	1		17	26	47	19	0
9455200 - Election Day Reporting	270	5	1.85		0	2	0	2	1	0		1	1	1	2	0
9455410 - Vote by Mail Reporting	169	49	28.99		6	23	6	11	0	2		11	15	21	1	0
9455410 - Election Day Reporting	169	9	5.33		1	5	0	1	1	0		0	2	4	2	0
9456610 - Vote by Mail Reporting	0	0	0.00		0	0	0	0	0	0		0	0	0	0	0
9456610 - Election Day Reporting	0	0	0.00		0	0	0	0	0	0		0	0	0	0	0
Vote by Mail Reporting Totals	42505	11433	26.90		2347	4200	1292	2531	891	54		1307	2878	5370	1707	18
Election Day Reporting Totals	42505	6002	14.12		1000	2334	748	939	761	20		616	1683	2279	1213	9
District Totals - Absentee																
District Grand Totals																
13th Congressional District	42505	17435	41.02		3347	6534	2040	3470	1652	74		1923	4561	7649	2920	27
9th State Senatorial District	39256	16246	41.38		3105	6158	1884	3198	1541	68		1802	4261	7096	2733	26

**ALAMEDA COUNTY Statement of Vote
GENERAL ELECTION**

CITY OF SAN LEANDRO																
	Registration	Ballots Cast	Turnout (%)		MEMBER, CITY COUNCIL, DIST. 1 - KENNETH PON	DEBORAH COX	DAVID L. ANDERSON, SR.	MIKE KATZ-LACABE	Under Vote	Over Vote		MEMBER, CITY COUNCIL, DIST. 3 - ALLEN SCHOENFELD	VICTOR AGUILAR	LEE THOMAS	Under Vote	Over Vote
10th State Senatorial District	3249	1189	36.60		242	376	156	272	111	6		121	300	553	187	1
18th Assembly District	42505	17435	41.02		3347	6534	2040	3470	1652	74		1923	4561	7649	2920	27
2nd Dist. Board of Equalization	42505	17435	41.02		3347	6534	2040	3470	1652	74		1923	4561	7649	2920	27
3rd Supervisorial District	42505	17435	41.02		3347	6534	2040	3470	1652	74		1923	4561	7649	2920	27
ALAMEDA	42505	17435	41.02		3347	6534	2040	3470	1652	74		1923	4561	7649	2920	27
City of San Leandro	42505	17435	41.02		3347	6534	2040	3470	1652	74		1923	4561	7649	2920	27
Grand Totals	42505	17435	41.02		3347	6534	2040	3470	1652	74		1923	4561	7649	2920	27

**ALAMEDA COUNTY Statement of Vote
GENERAL ELECTION**

NON-PARTISAN MEMBER, CITY COUNCIL, DIST. 5 - SAN LEANDRO (RCV)															
	Registration	Ballots Cast	Turnout (%)		MEMBER, CITY COUNCIL, DIST. 5 - LEAH HALL	MIA OUSLEY	CORINA LOPEZ	Under Vote	Over Vote						
450300 - Vote by Mail Reporting	1009	278	27.55		63	53	130	34	1						
450300 - Election Day Reporting	1009	128	12.69		27	22	46	25	0						
450400 - Vote by Mail Reporting	1583	398	25.14		81	71	181	57	1						
450400 - Election Day Reporting	1583	205	12.95		36	24	105	35	2						
450610 - Vote by Mail Reporting	922	281	30.48		42	40	153	40	0						
450610 - Election Day Reporting	922	156	16.92		26	34	63	31	0						
450800 - Vote by Mail Reporting	955	228	23.87		42	44	109	29	0						
450800 - Election Day Reporting	955	101	10.58		19	20	43	19	0						
451000 - Vote by Mail Reporting	1421	387	27.23		71	70	177	64	0						
451000 - Election Day Reporting	1421	205	14.43		37	41	77	41	0						
451510 - Vote by Mail Reporting	1280	273	21.33		61	52	128	32	1						
451510 - Election Day Reporting	1280	156	12.19		39	24	58	28	1						
451600 - Vote by Mail Reporting	1186	305	25.72		66	64	127	42	1						
451600 - Election Day Reporting	1186	165	13.91		23	31	74	28	3						
451700 - Vote by Mail Reporting	949	236	24.87		41	36	130	27	0						
451700 - Election Day Reporting	949	141	14.86		33	23	67	15	0						
452100 - Vote by Mail Reporting	1155	269	23.29		52	41	135	35	0						
452100 - Election Day Reporting	1155	152	13.16		24	20	72	34	0						
452200 - Vote by Mail Reporting	1588	475	29.91		75	99	236	55	3						
452200 - Election Day Reporting	1588	202	12.72		21	32	103	44	0						
452400 - Vote by Mail Reporting	1091	234	21.45		46	41	109	32	1						
452400 - Election Day Reporting	1091	172	15.77		34	22	66	37	0						
452500 - Vote by Mail Reporting	786	145	18.45		38	26	62	19	0						
452500 - Election Day Reporting	786	92	11.70		19	6	45	18	0						
453100 - Vote by Mail Reporting	973	271	27.85		48	64	114	44	0						
453100 - Election Day Reporting	973	179	18.40		39	26	79	31	0						
453300 - Vote by Mail Reporting	686	162	23.62		38	20	86	17	0						
453300 - Election Day Reporting	686	79	11.52		18	11	37	9	0						
453400 - Vote by Mail Reporting	920	218	23.70		35	38	114	27	0						
453400 - Election Day Reporting	920	112	12.17		25	20	46	18	0						
453500 - Vote by Mail Reporting	1265	285	22.53		47	66	135	34	0						
453500 - Election Day Reporting	1265	159	12.57		28	26	79	24	1						
453900 - Vote by Mail Reporting	1248	339	27.16		74	39	184	35	0						
453900 - Election Day Reporting	1248	152	12.18		29	18	80	23	0						
453920 - Vote by Mail Reporting	751	147	19.57		27	22	70	20	3						
453920 - Election Day Reporting	751	62	8.26		12	7	30	11	0						
454100 - Vote by Mail Reporting	1053	283	26.88		56	35	153	33	1						
454100 - Election Day Reporting	1053	101	9.59		24	11	48	17	0						
454500 - Vote by Mail Reporting	878	221	25.17		42	26	119	31	0						
454500 - Election Day Reporting	878	117	13.33		27	20	53	15	0						
455000 - Vote by Mail Reporting	589	117	19.86		21	16	55	17	0						
455000 - Election Day Reporting	589	66	11.21		10	8	32	12	2						
455100 - Vote by Mail Reporting	729	141	19.34		28	28	62	14	0						
455100 - Election Day Reporting	729	81	11.11		13	12	39	19	0						
455300 - Vote by Mail Reporting	953	207	21.72		48	28	102	30	1						
455300 - Election Day Reporting	953	130	13.64		19	19	66	22	0						
455400 - Vote by Mail Reporting	932	253	27.15		49	42	124	27	1						
455400 - Election Day Reporting	932	100	10.73		19	13	51	16	0						
455500 - Vote by Mail Reporting	558	185	33.15		39	33	85	26	2						
455500 - Election Day Reporting	558	83	14.87		23	12	33	13	0						
455700 - Vote by Mail Reporting	514	172	33.46		26	51	76	18	0						
455700 - Election Day Reporting	514	82	15.95		11	11	45	20	0						
455900 - Vote by Mail Reporting	1593	376	23.60		70	81	175	40	1						
455900 - Election Day Reporting	1593	276	17.33		45	46	117	43	0						
456200 - Vote by Mail Reporting	1041	335	32.18		63	87	128	59	0						
456200 - Election Day Reporting	1041	141	13.54		35	19	53	23	2						
456500 - Vote by Mail Reporting	710	295	41.55		60	74	115	45	0						
456500 - Election Day Reporting	710	154	21.69		38	25	63	26	0						
456600 - Vote by Mail Reporting	1044	378	36.21		86	84	156	59	1						

**ALAMEDA COUNTY Statement of Vote
GENERAL ELECTION**

NON-PARTISAN MEMBER, CITY COUNCIL, DIST. 5 - SAN LEANDRO (RCV)															
	Registration	Ballots Cast	Turnout (%)		MEMBER, CITY COUNCIL, DIST. 5 - LEAH HALL	MIA OUSLEY	CORINA LOPEZ	Under Vote	Over Vote						
456600 - Election Day Reporting	1044	181	17.34		43	34	58	36	0						
456900 - Vote by Mail Reporting	659	263	39.91		43	52	125	40	0						
456900 - Election Day Reporting	659	119	18.06		20	19	45	30	0						
457100 - Vote by Mail Reporting	780	216	27.69		48	72	79	13	0						
457100 - Election Day Reporting	780	172	22.05		52	41	57	19	0						
457300 - Vote by Mail Reporting	901	293	32.52		77	93	103	21	1						
457300 - Election Day Reporting	901	177	19.64		39	46	54	29	0						
457400 - Vote by Mail Reporting	709	294	41.47		68	74	119	29	1						
457400 - Election Day Reporting	709	158	22.28		39	26	72	19	0						
457500 - Vote by Mail Reporting	1233	334	27.09		52	85	148	46	0						
457500 - Election Day Reporting	1233	245	19.87		49	50	97	40	0						
457700 - Vote by Mail Reporting	907	271	29.88		65	79	104	31	0						
457700 - Election Day Reporting	907	200	22.05		55	54	53	24	0						
457900 - Vote by Mail Reporting	791	229	28.95		45	53	95	35	0						
457900 - Election Day Reporting	791	112	14.16		28	21	37	19	0						
458200 - Vote by Mail Reporting	1001	229	22.88		47	49	106	22	1						
458200 - Election Day Reporting	1001	182	18.18		35	33	77	34	0						
458300 - Vote by Mail Reporting	1262	323	25.59		41	56	185	29	0						
458300 - Election Day Reporting	1262	198	15.69		44	27	99	24	0						
458500 - Vote by Mail Reporting	760	198	26.05		42	37	103	18	0						
458500 - Election Day Reporting	760	101	13.29		30	11	41	16	0						
458800 - Vote by Mail Reporting	947	204	21.54		36	35	113	15	1						
458800 - Election Day Reporting	947	100	10.56		16	22	45	14	0						
458900 - Vote by Mail Reporting	680	137	20.15		30	22	79	6	0						
458900 - Election Day Reporting	680	75	11.03		15	14	32	12	1						
9450920 - Vote by Mail Reporting	0	0	0.00		0	0	0	0	0						
9450920 - Election Day Reporting	0	0	0.00		0	0	0	0	0						
9450930 - Vote by Mail Reporting	4	1	25.00		0	0	1	0	0						
9450930 - Election Day Reporting	4	0	0.00		0	0	0	0	0						
9451500 - Vote by Mail Reporting	311	109	35.05		15	21	59	13	1						
9451500 - Election Day Reporting	311	8	2.57		1	0	4	0	0						
9452000 - Vote by Mail Reporting	0	0	0.00		0	0	0	0	0						
9452000 - Election Day Reporting	0	0	0.00		0	0	0	0	0						
9454220 - Vote by Mail Reporting	35	11	31.43		0	2	8	1	0						
9454220 - Election Day Reporting	35	1	2.86		0	0	0	1	0						
9454230 - Vote by Mail Reporting	0	0	0.00		0	0	0	0	0						
9454230 - Election Day Reporting	0	0	0.00		0	0	0	0	0						
9454600 - Vote by Mail Reporting	0	0	0.00		0	0	0	0	0						
9454600 - Election Day Reporting	0	0	0.00		0	0	0	0	0						
9454700 - Vote by Mail Reporting	355	145	40.85		42	20	52	26	0						
9454700 - Election Day Reporting	355	0	0.00		0	0	0	0	0						
9455010 - Vote by Mail Reporting	369	122	33.06		26	18	59	9	0						
9455010 - Election Day Reporting	369	10	2.71		2	2	1	2	0						
9455200 - Vote by Mail Reporting	270	111	41.11		31	21	42	16	0						
9455200 - Election Day Reporting	270	5	1.85		0	1	2	2	0						
9455410 - Vote by Mail Reporting	169	49	28.99		10	9	28	1	0						
9455410 - Election Day Reporting	169	9	5.33		1	0	5	2	0						
9456610 - Vote by Mail Reporting	0	0	0.00		0	0	0	0	0						
9456610 - Election Day Reporting	0	0	0.00		0	0	0	0	0						
Vote by Mail Reporting Totals	42505	11433	26.90		2253	2269	5338	1413	23						
Election Day Reporting Totals	42505	6002	14.12		1222	1004	2549	1020	12						
District Totals - Absentee															
District Grand Totals															
13th Congressional District	42505	17435	41.02		3475	3273	7887	2433	35						
9th State Senatorial District	39256	16246	41.38		3224	3103	7323	2257	32						

**ALAMEDA COUNTY Statement of Vote
GENERAL ELECTION**

NON-PARTISAN MEMBER, CITY COUNCIL, DIST. 5 - SAN LEANDRO (RCV)															
	Registration	Ballots Cast	Turnout (%)		MEMBER, CITY COUNCIL, DIST. 5 - LEAH HALL	MIA OUSLEY	CORINA LOPEZ	Under Vote	Over Vote						
10th State Senatorial District	3249	1189	36.60		251	170	564	176	3						
18th Assembly District	42505	17435	41.02		3475	3273	7887	2433	35						
2nd Dist, Board of Equalization	42505	17435	41.02		3475	3273	7887	2433	35						
3rd Supervisorial District	42505	17435	41.02		3475	3273	7887	2433	35						
ALAMEDA	42505	17435	41.02		3475	3273	7887	2433	35						
City of San Leandro	42505	17435	41.02		3475	3273	7887	2433	35						
Grand Totals	42505	17435	41.02		3475	3273	7887	2433	35						

**ALAMEDA COUNTY Statement of Vote
GENERAL ELECTION**

CITY OF SAN LEANDRO

	Registration	Ballots Cast	Turnout (%)	MEASURE HH - CITY OF SAN				MEASURE II - CITY OF SAN			
				YES	NO	Under Vote	Over Vote	YES	NO	Under Vote	Over Vote
450300 - Vote by Mail Reporting	1009	278	27.55	146	128	9	0	182	72	29	0
450300 - Election Day Reporting	1009	128	12.69	68	51	9	0	69	40	19	0
450400 - Vote by Mail Reporting	1583	398	25.14	224	152	21	1	250	101	46	1
450400 - Election Day Reporting	1583	205	12.95	117	71	17	0	115	54	36	0
450610 - Vote by Mail Reporting	922	281	30.48	183	75	23	0	171	61	49	0
450610 - Election Day Reporting	922	156	16.92	98	50	8	0	89	38	29	0
450800 - Vote by Mail Reporting	955	228	23.87	155	61	11	0	135	60	32	0
450800 - Election Day Reporting	955	101	10.58	62	32	7	0	62	20	19	0
451000 - Vote by Mail Reporting	1421	387	27.23	217	146	21	3	232	103	50	2
451000 - Election Day Reporting	1421	205	14.43	116	67	24	0	98	68	41	0
451510 - Vote by Mail Reporting	1280	273	21.33	166	95	12	1	181	67	26	0
451510 - Election Day Reporting	1280	156	12.19	94	47	15	0	87	41	28	0
451600 - Vote by Mail Reporting	1186	305	25.72	170	117	18	0	181	85	39	0
451600 - Election Day Reporting	1186	165	13.91	88	68	9	0	80	61	24	0
451700 - Vote by Mail Reporting	949	236	24.87	144	84	8	0	152	63	21	0
451700 - Election Day Reporting	949	141	14.86	81	50	10	0	75	44	22	0
452100 - Vote by Mail Reporting	1155	269	23.29	143	116	11	0	148	83	41	0
452100 - Election Day Reporting	1155	152	13.16	70	65	17	0	71	52	29	0
452200 - Vote by Mail Reporting	1588	475	29.91	298	166	10	0	345	85	42	2
452200 - Election Day Reporting	1588	202	12.72	127	59	18	0	124	39	41	0
452400 - Vote by Mail Reporting	1091	234	21.45	141	83	11	0	140	63	32	0
452400 - Election Day Reporting	1091	172	15.77	89	53	27	0	81	51	37	0
452500 - Vote by Mail Reporting	786	145	18.45	100	41	4	0	91	33	21	0
452500 - Election Day Reporting	786	92	11.70	59	26	7	0	48	29	14	1
453100 - Vote by Mail Reporting	973	271	27.85	171	81	22	0	166	64	44	0
453100 - Election Day Reporting	973	179	18.40	114	49	15	1	114	30	35	0
453300 - Vote by Mail Reporting	686	162	23.62	100	56	6	0	108	38	16	0
453300 - Election Day Reporting	686	79	11.52	48	23	6	0	49	20	8	0
453400 - Vote by Mail Reporting	920	218	23.70	150	52	16	1	150	43	26	0
453400 - Election Day Reporting	920	112	12.17	80	21	11	0	70	23	19	0
453500 - Vote by Mail Reporting	1265	285	22.53	152	111	20	0	169	72	42	0
453500 - Election Day Reporting	1265	159	12.57	88	57	14	0	86	40	32	1
453900 - Vote by Mail Reporting	1248	339	27.16	184	129	23	0	201	86	48	1
453900 - Election Day Reporting	1248	152	12.18	88	53	11	0	73	49	30	0
453920 - Vote by Mail Reporting	751	147	19.57	87	47	12	0	88	34	24	0
453920 - Election Day Reporting	751	62	8.26	36	19	6	1	34	14	13	1
454100 - Vote by Mail Reporting	1053	283	26.88	177	89	18	0	183	57	44	0
454100 - Election Day Reporting	1053	101	9.59	67	28	6	0	58	21	22	0
454500 - Vote by Mail Reporting	878	221	25.17	133	71	16	0	135	48	37	0
454500 - Election Day Reporting	878	117	13.33	66	45	7	0	78	26	14	0
455000 - Vote by Mail Reporting	589	117	19.86	74	32	11	0	68	30	19	0
455000 - Election Day Reporting	589	66	11.21	49	10	7	0	41	9	16	0
455100 - Vote by Mail Reporting	729	141	19.34	98	29	11	1	84	27	28	0
455100 - Election Day Reporting	729	81	11.11	58	16	8	0	49	17	16	0
455300 - Vote by Mail Reporting	953	207	21.72	132	72	5	0	128	55	26	0
455300 - Election Day Reporting	953	130	13.64	80	32	17	1	75	27	28	0
455400 - Vote by Mail Reporting	932	253	27.15	154	74	21	0	169	42	38	0
455400 - Election Day Reporting	932	100	10.73	68	23	10	0	56	24	21	0
455500 - Vote by Mail Reporting	558	185	33.15	92	80	12	0	117	37	30	0
455500 - Election Day Reporting	558	83	14.87	44	29	10	0	34	33	16	0
455700 - Vote by Mail Reporting	514	172	33.46	88	76	9	0	103	41	28	1
455700 - Election Day Reporting	514	82	15.95	42	38	4	0	42	28	14	0
455900 - Vote by Mail Reporting	1593	376	23.60	245	103	29	0	230	81	66	0
455900 - Election Day Reporting	1593	276	17.33	179	79	18	0	161	66	49	0
456200 - Vote by Mail Reporting	1041	335	32.18	179	139	17	1	194	91	51	0
456200 - Election Day Reporting	1041	141	13.54	77	51	13	0	74	37	30	0
456500 - Vote by Mail Reporting	710	295	41.55	175	104	16	0	203	47	45	0
456500 - Election Day Reporting	710	154	21.69	95	43	16	0	106	26	22	0
456600 - Vote by Mail Reporting	1044	378	36.21	213	149	16	0	236	87	55	0

**ALAMEDA COUNTY Statement of Vote
GENERAL ELECTION**

CITY OF SAN LEANDRO														
	Registration	Ballots Cast	Turnout (%)	MEASURE HH - CITY OF SAN				MEASURE II - CITY OF SAN						
				YES	NO	Under Vote	Over Vote	YES	NO	Under Vote	Over Vote			
456600 - Election Day Reporting	1044	181	17.34	95	70	17	0	104	38	40	0			
456900 - Vote by Mail Reporting	659	263	39.91	143	103	14	1	159	63	39	0			
456900 - Election Day Reporting	659	119	18.06	71	38	10	0	71	23	25	0			
457100 - Vote by Mail Reporting	780	216	27.69	135	69	13	0	142	45	30	0			
457100 - Election Day Reporting	780	172	22.05	95	58	18	1	94	49	29	0			
457300 - Vote by Mail Reporting	901	293	32.52	193	90	11	0	195	49	49	1			
457300 - Election Day Reporting	901	177	19.64	101	48	28	0	84	43	50	0			
457400 - Vote by Mail Reporting	709	294	41.47	176	103	13	1	196	64	33	0			
457400 - Election Day Reporting	709	158	22.28	88	47	23	0	100	20	38	0			
457500 - Vote by Mail Reporting	1233	334	27.09	200	108	21	3	203	76	53	0			
457500 - Election Day Reporting	1233	245	19.87	159	67	18	0	159	42	43	0			
457700 - Vote by Mail Reporting	907	271	29.88	185	65	19	0	168	49	52	0			
457700 - Election Day Reporting	907	200	22.05	121	65	15	0	125	48	28	0			
457900 - Vote by Mail Reporting	791	229	28.95	145	70	15	0	145	53	32	0			
457900 - Election Day Reporting	791	112	14.16	65	38	9	0	62	30	20	0			
458200 - Vote by Mail Reporting	1001	229	22.88	139	77	11	2	151	54	24	0			
458200 - Election Day Reporting	1001	182	18.18	105	59	18	0	101	44	37	0			
458300 - Vote by Mail Reporting	1262	323	25.59	212	95	15	0	208	70	44	0			
458300 - Election Day Reporting	1262	198	15.69	112	64	22	0	112	40	46	0			
458500 - Vote by Mail Reporting	760	198	26.05	139	45	15	1	136	33	30	1			
458500 - Election Day Reporting	760	101	13.29	72	19	10	0	62	17	22	0			
458800 - Vote by Mail Reporting	947	204	21.54	117	72	12	0	123	50	28	0			
458800 - Election Day Reporting	947	100	10.56	55	34	11	0	50	32	18	0			
458900 - Vote by Mail Reporting	680	137	20.15	97	36	4	0	73	42	21	1			
458900 - Election Day Reporting	680	75	11.03	44	27	5	0	39	28	9	0			
9450920 - Vote by Mail Reporting	0	0	0.00	0	0	0	0	0	0	0	0			
9450920 - Election Day Reporting	0	0	0.00	0	0	0	0	0	0	0	0			
9450930 - Vote by Mail Reporting	4	1	25.00	1	0	0	0	0	1	0	0			
9450930 - Election Day Reporting	4	0	0.00	0	0	0	0	0	0	0	0			
9451500 - Vote by Mail Reporting	311	109	35.05	69	37	3	0	73	18	18	0			
9451500 - Election Day Reporting	311	8	2.57	2	4	2	0	4	2	2	0			
9452000 - Vote by Mail Reporting	0	0	0.00	0	0	0	0	0	0	0	0			
9452000 - Election Day Reporting	0	0	0.00	0	0	0	0	0	0	0	0			
9454220 - Vote by Mail Reporting	35	11	31.43	6	4	1	0	8	3	0	0			
9454220 - Election Day Reporting	35	1	2.86	0	0	1	0	0	0	1	0			
9454230 - Vote by Mail Reporting	0	0	0.00	0	0	0	0	0	0	0	0			
9454230 - Election Day Reporting	0	0	0.00	0	0	0	0	0	0	0	0			
9454600 - Vote by Mail Reporting	0	0	0.00	0	0	0	0	0	0	0	0			
9454600 - Election Day Reporting	0	0	0.00	0	0	0	0	0	0	0	0			
9454700 - Vote by Mail Reporting	355	145	40.85	82	47	14	0	84	34	25	0			
9454700 - Election Day Reporting	355	0	0.00	0	0	0	0	0	0	0	0			
9455010 - Vote by Mail Reporting	369	122	33.06	77	39	6	0	71	37	14	0			
9455010 - Election Day Reporting	369	10	2.71	6	2	2	0	5	2	3	0			
9455200 - Vote by Mail Reporting	270	111	41.11	63	37	9	0	60	29	20	0			
9455200 - Election Day Reporting	270	5	1.85	4	1	0	0	3	1	1	0			
9455410 - Vote by Mail Reporting	169	49	28.99	36	10	3	0	31	11	7	0			
9455410 - Election Day Reporting	169	9	5.33	3	3	3	0	4	2	3	0			
9456610 - Vote by Mail Reporting	0	0	0.00	0	0	0	0	0	0	0	0			
9456610 - Election Day Reporting	0	0	0.00	0	0	0	0	0	0	0	0			
Vote by Mail Reporting Totals	42505	11433	26.90	6906	3865	638	16	7164	2637	1614	10			
Election Day Reporting Totals	42505	6002	14.12	3546	1899	559	4	3378	1488	1139	3			
District Totals - Absentee														
District Grand Totals														
13th Congressional District	42505	17435	41.02	10452	5764	1197	20	10542	4125	2753	13			
9th State Senatorial District	39256	16246	41.38	9724	5400	1103	19	9827	3850	2556	13			

**ALAMEDA COUNTY Statement of Vote
GENERAL ELECTION**

CITY OF SAN LEANDRO														
	Registration	Ballots Cast	Turnout (%)	MEASURE HH - CITY OF SAN				MEASURE II - CITY OF SAN						
				YES	NO	Under Vote	Over Vote	YES	NO	Under Vote	Over Vote			
10th State Senatorial District	3249	1189	36.60	728	364	94	1	715	275	197	0			
18th Assembly District	42505	17435	41.02	10452	5764	1197	20	10542	4125	2753	13			
2nd Dist, Board of Equalization	42505	17435	41.02	10452	5764	1197	20	10542	4125	2753	13			
3rd Supervisorial District	42505	17435	41.02	10452	5764	1197	20	10542	4125	2753	13			
ALAMEDA	42505	17435	41.02	10452	5764	1197	20	10542	4125	2753	13			
City of San Leandro	42505	17435	41.02	10452	5764	1197	20	10542	4125	2753	13			
Grand Totals	42505	17435	41.02	10452	5764	1197	20	10542	4125	2753	13			