



# **City of San Leandro**

## City Council Investment Report

Quarter Ending  
March 31, 2019

## Statement of Compliance

As of March 31, 2019

### City of San Leandro

*Assets managed by Chandler Asset Management are in full compliance with state law and with the Client's investment policy.*

Category	Standard	Comment
Treasury Issues	No limitations	Complies
Agency Issues	No limitations	Complies
Supranationals	Issued by IBRD, IFC or IADB only; "AA" rated or higher by a NRSRO; 30% maximum; 10% max per issuer	Complies
Municipal Securities	Issued by City of San Leandro and its Agencies	Complies
Banker's Acceptances	"A" or higher by a NRSRO; 40% maximum; 30% per issuer; 180 days max maturity	Complies
Commercial Paper	A-1/P-1 or highest rating by a NRSRO; Issuer rating by S&P and Moody's; Issuer must be a domestic corporation having assets in excess of \$500 million; 25% maximum; 10% per issuer; 270days max maturity	Complies
Negotiable Certificates of Deposit (including CDARS)	30% maximum (including CDARS); FDIC Insured or Collateralized 110%	Complies
Time Deposits (TD)/ Certificates of Deposit (CD)	Collateralized 110%	Complies
Medium Term Corp Notes	"A" or better by a NRSRO; 30% maximum; Issuers must be corporations organized and operating within the U.S. or depository institutions licensed by the U.S.	Complies
Money Market Funds	Highest rating by two NRSROs or SEC registered adviser with assets greater than \$500 million; 20% maximum	Complies
Asset Backed Securities, Mortgage Backed/ Pass-Through Securities, CMOs	"AA" or higher by a NRSRO; "A" or higher for the issuer's long term debt by at least one NRSRO; 20% maximum; 5% per single Asset-Backed or Commercial Mortgage issuer; There is no issuer limitation on any Mortgage security where the issuer is US Treasury or a Federal Agency/Government-sponsored Enterprise (GSE).	Complies
Repurchase Agreements	20% maximum; 360 days max maturity; 102% collateralized; Not used by IA	Complies
Reverse Repurchase Agreements	20% maximum; 92 days max maturity; Not used by IA	Complies
LAIF	Maximum program limit; Not used by IA	Complies
Maximum Maturity	5 years	Complies

The City of San Leandro is able to meet its pool's expenditure requirement for the next six months.

### City of San Leandro

The investment goals of the City of San Leandro are to preserve principal, to provide liquidity, and to attain a rate of return commensurate with the City's investment risk constraints and cash flow needs. Furthermore, the City is able to meet its cash obligations during the next six-month period.

### Investment Report Performance Objectives

The performance objective for the City of San Leandro's portfolio managed by Chandler is to attain a rate of return greater than the benchmark 1-3 Year Treasury/Agency securities over a market cycle.

### Strategy

In order to achieve these objectives, the City of San Leandro invests in US Treasury securities, federal agency securities, high quality money market instruments and high quality corporate medium term notes in accordance with the City's investment policy and California Government Code Section 53600 et seq.



## Portfolio Characteristics

	3/31/2019	12/31/2018
LAIF - City Pool #98-01-809	\$63,233,824	\$62,457,343
LAIF - Successor Agency	27,153	26,990
Passbook/Checking Accounts	4,931,518	5,416,837
<b>Total LAIF and Bank Accounts</b>	<b>\$68,192,495</b>	<b>\$67,901,170</b>
Investment Portfolio Market Value	\$93,341,584	\$81,215,314
<b>Total Market Value</b>	<b>\$161,534,079</b>	<b>\$149,116,484</b>
LAIF Quarterly Apportionment Rate	2.55%	2.40%
2 year US Treasury Yield to Maturity	2.27%	2.48%
5 year US Treasury Yield to Maturity	2.23%	2.51%
<b>Investment Portfolio:</b>		
Average Maturity (yrs)	1.91	1.87
Modified Duration	1.71	1.70
Average Book Yield	2.41%	2.29%
Average Yield to Maturity at Market	2.45%	2.70%
Average Quality S&P/Moody	AA+/Aa1	AA+/Aa1

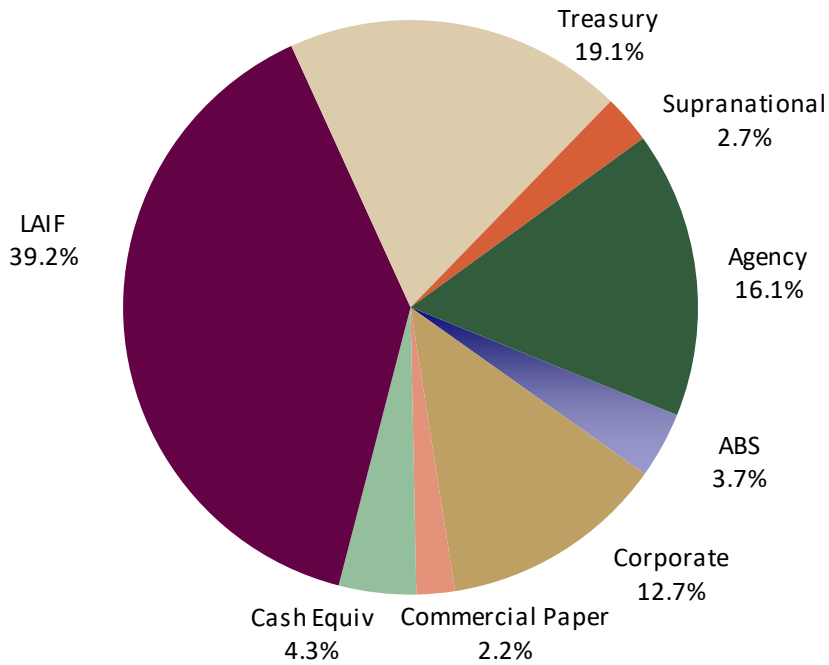
## Portfolio Activity

There was \$26.15 million invested in a diversified mix of Treasury, agency, commercial paper, ABS and corporate securities over the course of the quarter, with the goal of maintaining the maturity and duration profile of the City's investment portfolio consistent with internal targets. Two contributions totaling \$11 million assisted in the purchasing activities as well as thirteen maturities. The maturities of the purchases ranged from March 2019 to January 2024.

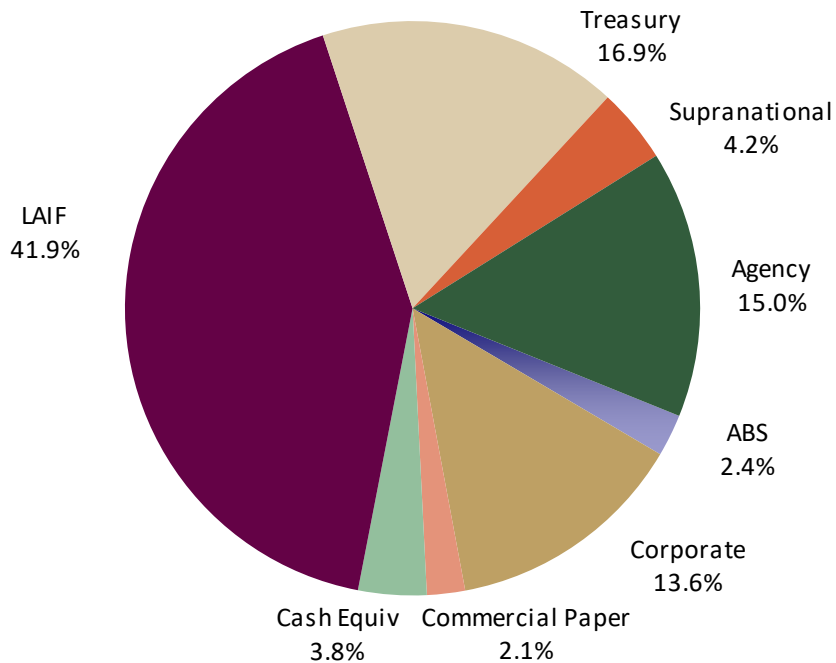


## Sector Distribution

March 31, 2019

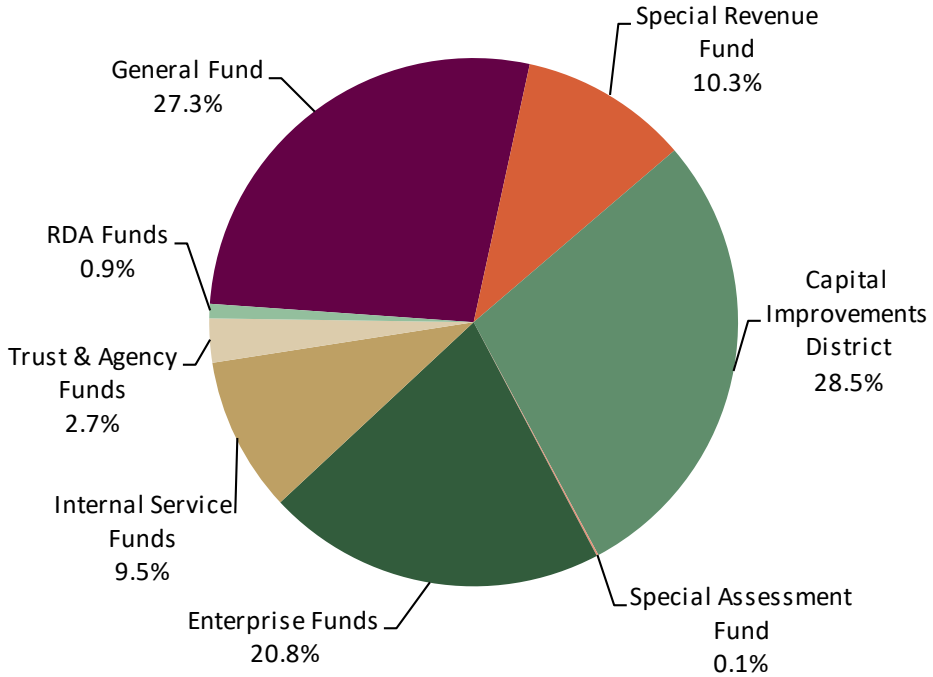


December 31, 2018





## City Fund Allocation March 31, 2019



## December 31, 2018

