



CITY OF SAN LEANDRO

FY23-25 COMMUNITY ASSISTANCE PROGRAM (CAP) ANNUAL DATA REPORT

Human Services Commission
September 24th, 2025

Community Assistance Grant Program (CAP)

- CAP is a two-year program that delivers essential services to our residents
- City Council approved funding of \$160,000 per year for fiscal years FY23-25
- This report highlights the services provided by these agencies: broken down by demographics, age, gender, income, and ethnicity.

Agency	Program	Per FY
East Bay Agency for Children (EBAC)	Family Case Management Services, Outreach, Problem-Solving, Domestic Violence Support, Housing Assistance, Food Access, Employment Resources and Behavioral Health Resources	\$35,000
Family Violence Law Center (FVLC)	Free legal and supportive services to families experiencing domestic violence, in-kind crisis counseling, safety planning, emergency housing services	\$41,000
Seneca Family of Agencies	Mental Health Counseling Services, Individual and Family/Group Therapy, Crisis Intervention and Safety Planning, Case Management	\$35,000
Ruby’s Place	Domestic Violence Services, Shelter, Basic Needs Support, Case Management, Counseling	\$31,000
Safe Alternatives from Violent Environments (SAVE)	Domestic Violence Services, Crisis Counseling, Case Management, Restraining Order Assistance, Emergency Response Support with Basic Needs	\$18,000
Total =		\$160,000




CAP Funded
Residents Served

Total San Leandro Residents Served

*FY23-25 Total San Leandro residents served (funded by
CAP grants) across all five agencies funded*

1,037

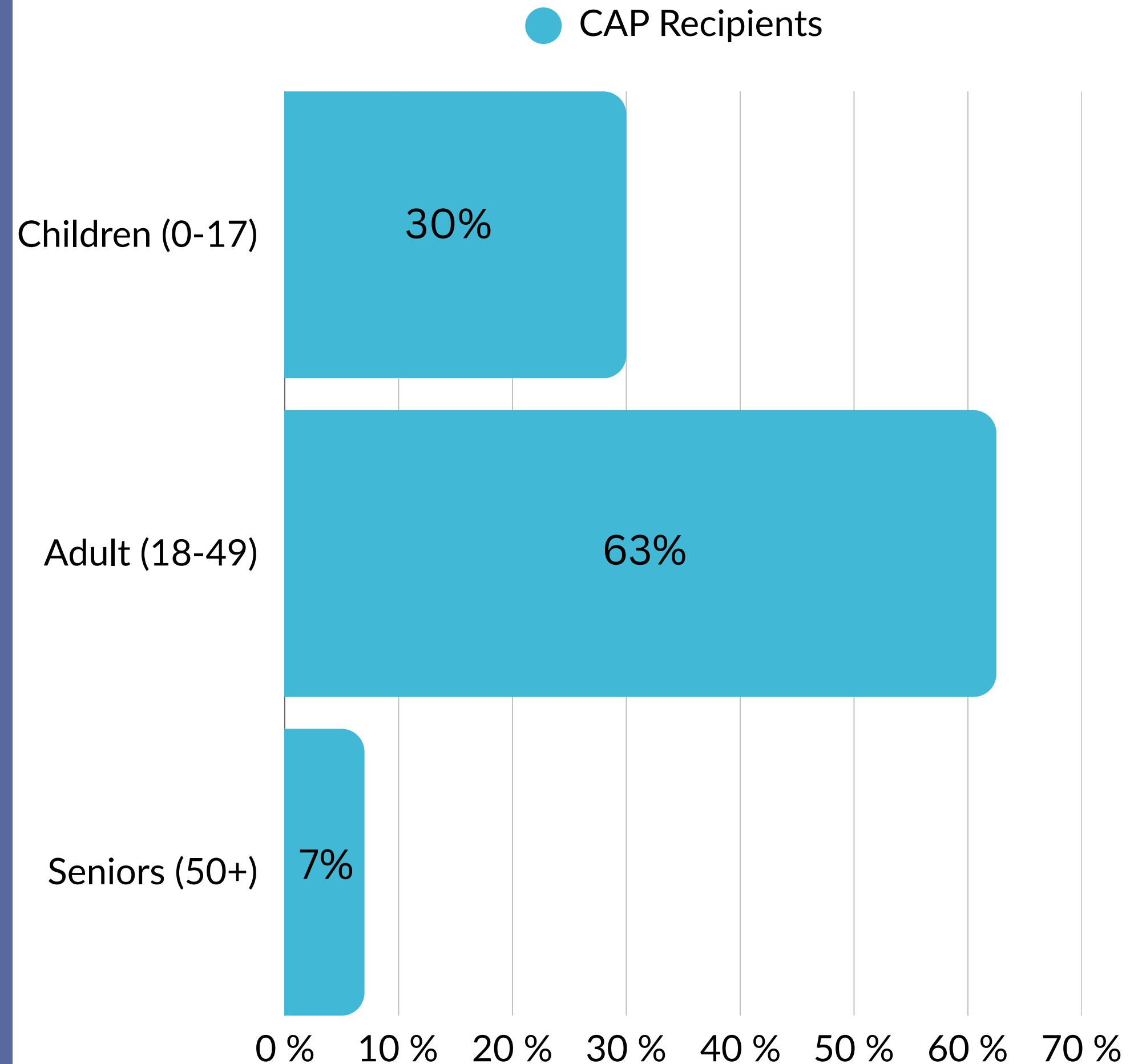


Age Distribution

The age breakdown of CAP recipients:

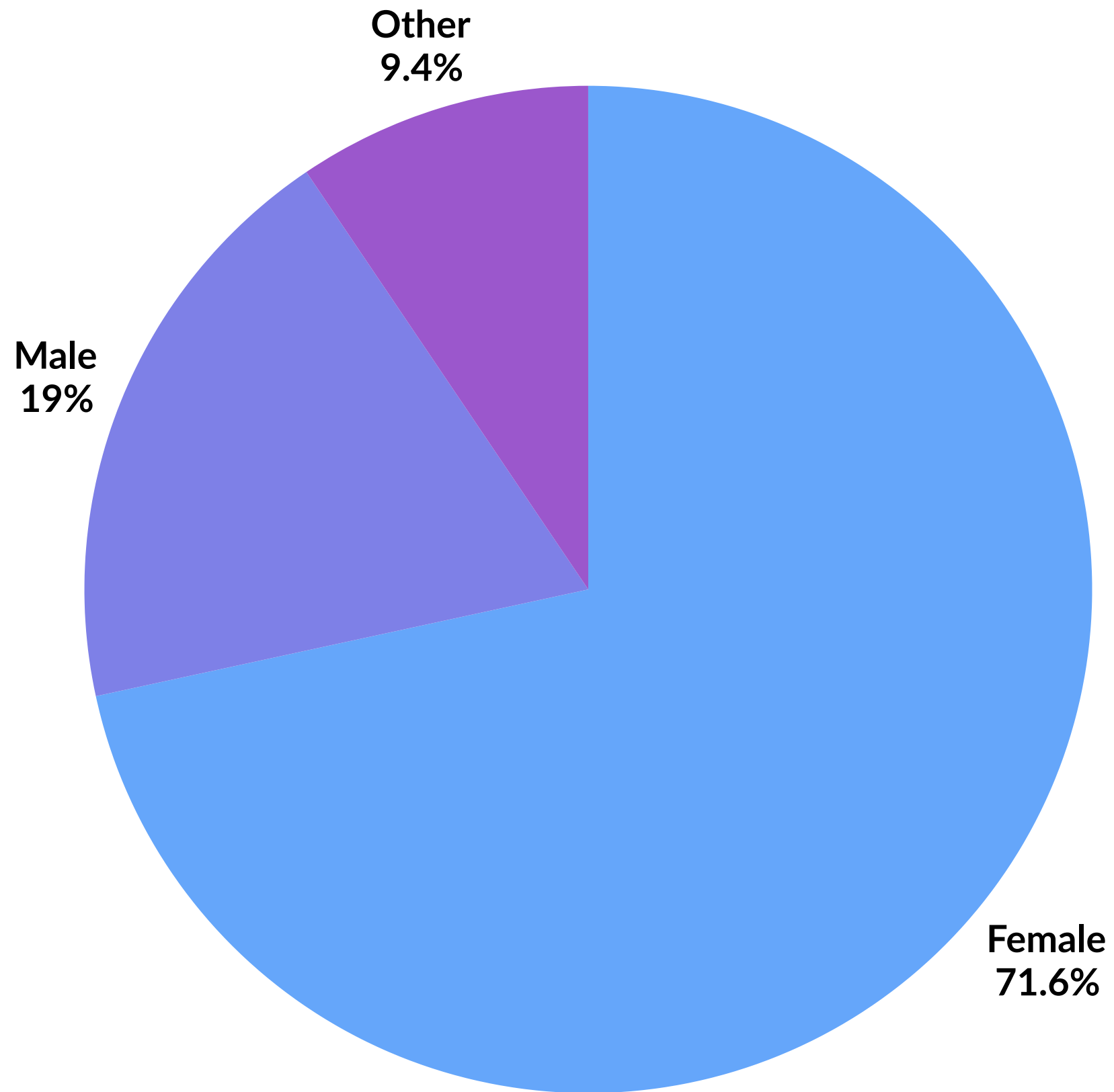
- 63% of the recipients are adults age (18-49)
- 30% are children (0-17)
- 7% are seniors age (50+)

The data suggests that the program is primarily helping working-age adults, with a substantial percentage of services provided to children.



Gender Distribution of San Leandro Residents Served

Overview of gender distribution across the community



Income Distribution

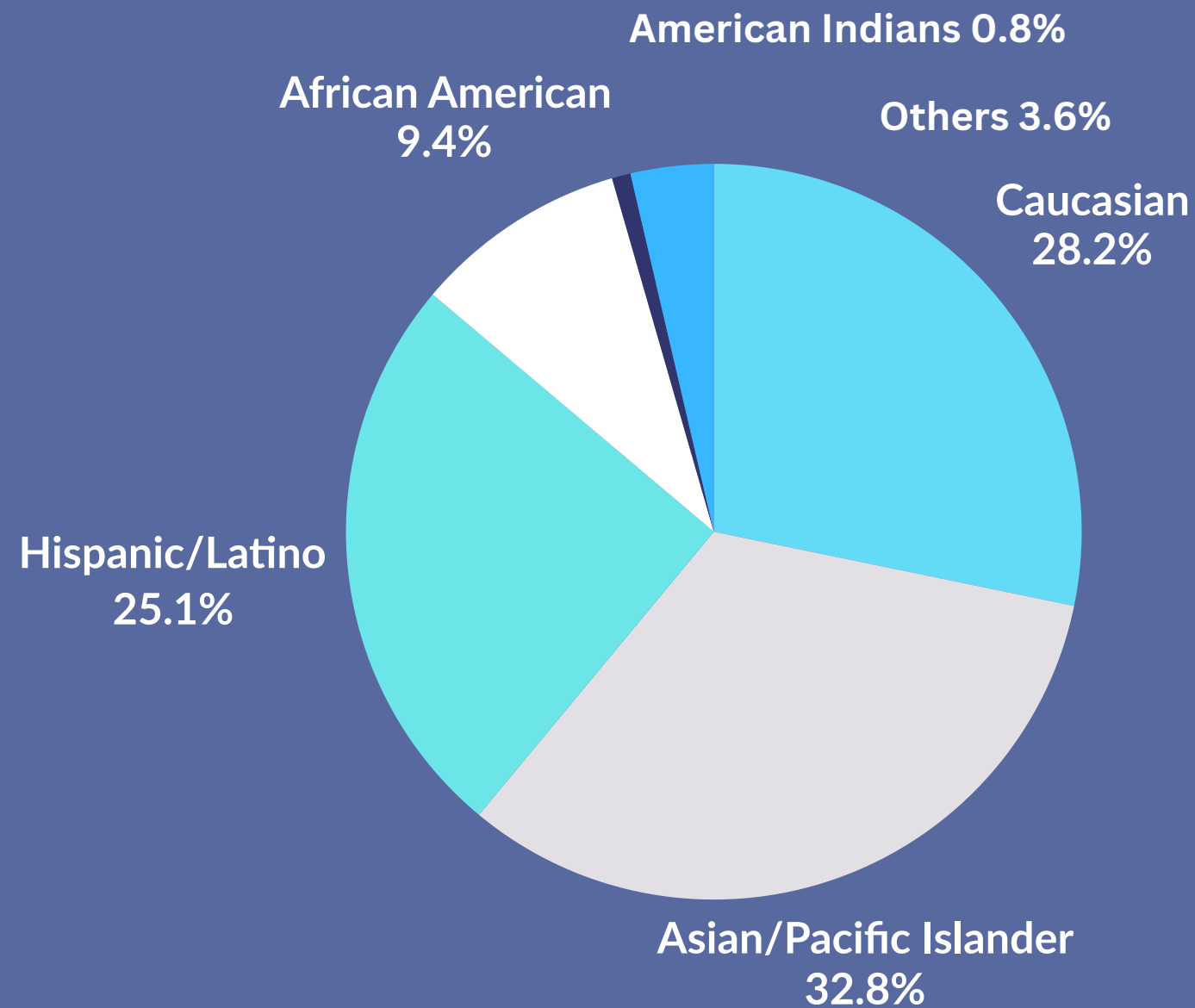
● San Leandro Residents



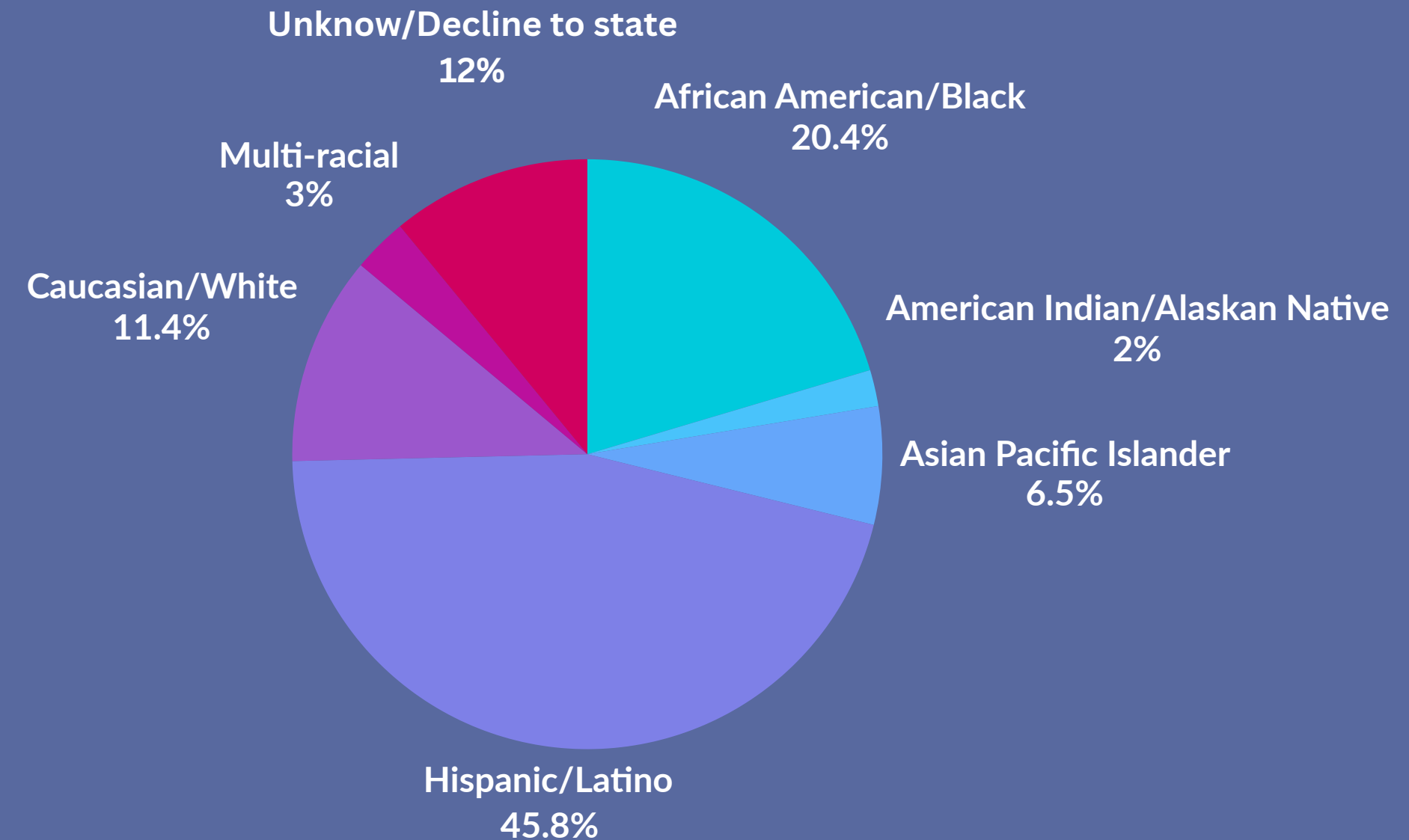
Racial/Ethnic Data

San Leandro Total Population

91,008 (2020 census)



Racial/Ethnic Distribution of CAP Funded Program Recipients = 1,037



A black outline of a smartphone. On its screen is a circular icon with a curved arrow and a checkmark, indicating an update or refresh action.

Updates



Conclusion Summary

In conclusion, the FY25 CAP grant reports show that the program is successfully targeting San Leandro's most vulnerable communities by primarily serving our low and extremely low income households.

We are proud of the impact this funding is making in our community and look forward to continuing and expanding this essential work for the next grant cycle FY25-27.

QUESTIONS?



CITY OF SAN LEANDRO