



City of San Leandro

City Council Investment Report

Quarter Ending
December 31, 2021



City of San Leandro

Assets managed by Chandler Asset Management are in full compliance with state law and with the Client's investment policy.

Category	Standard	Comment
Treasury Issues	No limitations	Complies
Agency Issues	No limitations	Complies
Supranationals	"AA" rated or higher by a NRSRO; 30% maximum; 10% max per issuer; Unsubordinated obligations issued by IBRD, IFC or IADB only	Complies
Municipal Securities	Issued by City of San Leandro and its Agencies	Complies
Banker's Acceptances	"A" or highest money market rating by a NRSRO, such as S&P or Moody's; 40% maximum; 30% per issuer; 180 days max maturity	Complies
Commercial Paper	Highest rating by a NRSRO; Issuer must be a domestic corporation having assets in excess of \$500 million and A-1 and P-1 rated or better by S&P and Moody's for its debt other than commercial paper; 25% maximum; 10% max of the outstanding commercial paper of any single issuer; 270 days max maturity	Complies
Negotiable Certificates of Deposit (including CDARS)	30% maximum (including CDARS); FDIC Insured or Collateralized 110%	Complies
Time Deposits (TD)/ Certificates of Deposit (CD)	FDIC Insured or Collateralized 110%	Complies
Medium Term Corp Notes	"A" rated or better by a NRSRO; 30% maximum; Issuers must be corporations organized and operating within the U.S. or depository institutions licensed by the U.S., or operating within the U.S.	Complies
Money Market Mutual Funds	Highest rating by two NRSROs or SEC registered adviser with assets greater than \$500 million; 20% maximum	Complies
Asset Backed Securities, Mortgage Backed, Pass-Through Securities, Collateralized Mortgage Obligations	"AA" rated or higher by a NRSRO; 20% maximum; 5% per single Asset-Backed or Commercial Mortgage issuer; There is no issuer limitation on any Mortgage security where the issuer is US Treasury or a Federal Agency/Government-sponsored Enterprise (GSE).	Complies
Repurchase Agreements	20% maximum; 360 days max maturity; 102% collateralized; Not used by IA	Complies
Reverse Repurchase Agreements	20% maximum; 92 days max maturity; Not used by IA	Complies
Local Agency Investment Fund (LAIF)	Maximum program limit; Not used by IA	Complies
Social Responsibility	The investment policy prohibits investing in an entity that received a significant portion of their revenues from the gun manufacturing, fossil fuel production, private prisons, and tobacco producers	Complies
Maximum Maturity	5 years	Complies

The City of San Leandro is able to meet its pool's expenditure requirement for the next six months.

City of San Leandro

The investment goals of the City of San Leandro are to preserve principal, to provide liquidity, and to attain a rate of return commensurate with the City's investment risk constraints and cash flow needs. Furthermore, the City is able to meet its cash obligations during the next six-month period.

Investment Report Performance Objectives

The performance objective for the City of San Leandro's portfolio managed by Chandler is to attain a rate of return greater than the benchmark 1-3 Year Treasury/Agency securities over a market cycle.

Strategy

In order to achieve these objectives, the City of San Leandro invests in US Treasury securities, federal agency securities, high quality money market instruments and high quality corporate medium term notes in accordance with the City's investment policy and California Government Code Section 53600 et seq.



Portfolio Characteristics

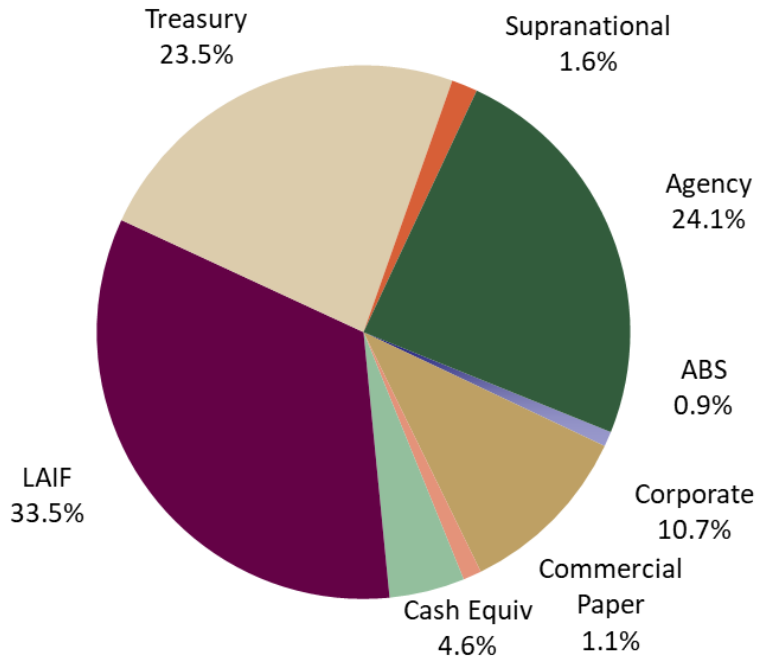
	12/31/2021	9/30/2021
LAIF - City Pool	\$59,620,670	\$57,082,186
LAIF - Successor Agency	28,244	28,227
Passbook/Checking Accounts	7,828,250	10,098,033
Total LAIF and Bank Accounts	\$67,477,164	\$67,208,446
Investment Portfolio Market Value	\$110,809,887	\$111,323,149
Total Market Value	\$178,287,051	\$178,531,594
LAIF Quarterly Apportionment Rate	0.23%	0.24%
2 year US Treasury Yield to Maturity	0.73%	0.28%
5 year US Treasury Yield to Maturity	1.26%	0.98%
Investment Portfolio:		
Average Maturity (yrs)	1.91	1.87
Modified Duration	1.83	1.80
Average Book Yield	1.19%	1.21%
Average Yield to Maturity at Market	7.10%	0.35%
Average Quality S&P/Moody	AA/Aa1	AA+/Aa1

Portfolio Activity

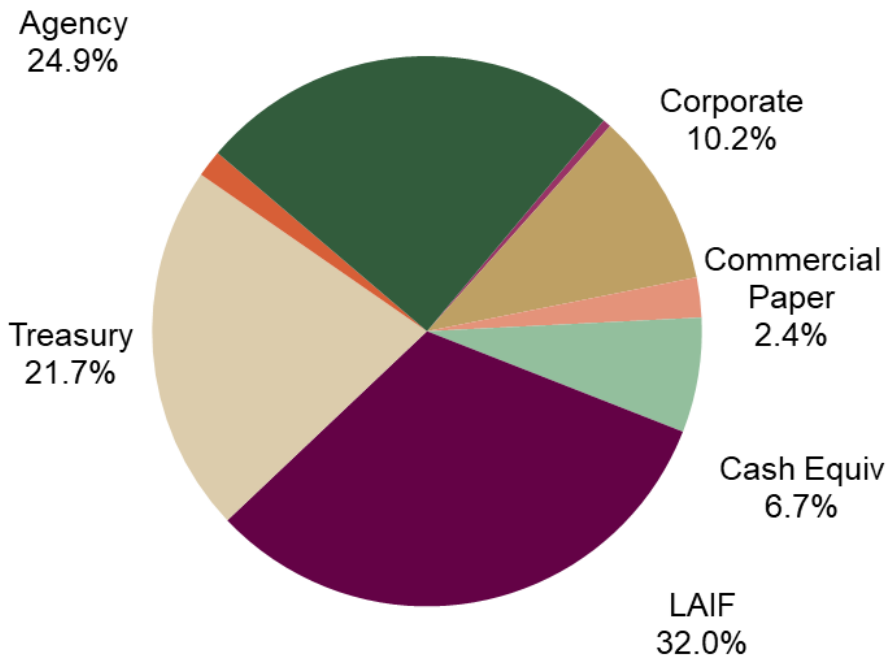
Multiple securities were purchased in the Treasury, Commercial Paper, Asset Backed and Corporate sectors of the allocation. The purchased securities ranged in maturity from August 2022 to September 2026. Five securities matured during the reporting period to facilitate the new holdings in the portfolio.



Sector Distribution December 31, 2021

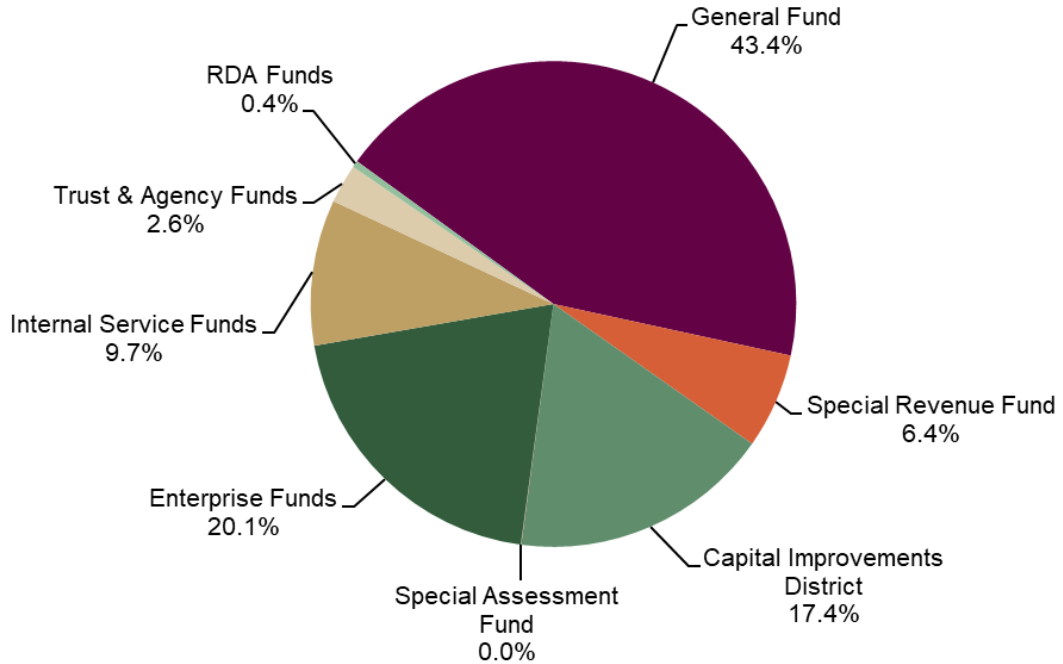


September 30, 2021

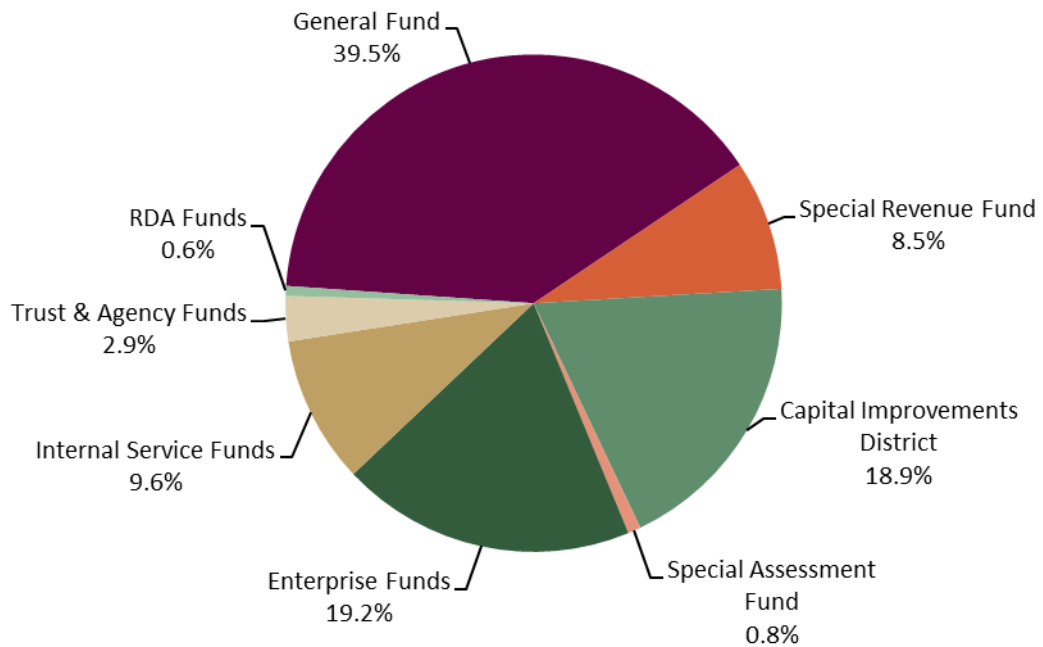




City Fund Allocation December 31, 2021



September 30, 2021





CUSIP	Issuer	Coupon	Maturity Date	Par	Purchase Price	Book Value	Purchase Yield	MVACC
LAIF								
SYS113	LAIF - City Pool			\$59,620,670.24	100.00000	\$59,620,670.24		\$59,620,670.24
SYS114	LAIF - Successor Agency			28,243.75	100.00000	\$28,243.75		\$28,243.75
			subtotal	\$59,648,913.99		\$59,648,913.99		\$59,648,913.99
Passbook/Checking Accounts								
	Public Funds Checking			7,828,250.24	100.00000	7,828,250.24		7,828,250.24
			subtotal	\$ 7,828,250.24		\$ 7,828,250.24		\$ 7,828,250.24
Government Issues								
00440EAR8	Note Chubb INA Holdings Inc	3.350	15-May-24	1,000,000.00	106.60078	1,066,007.83	0.54	1,058,578.56
037833AK6	Note Apple Inc	2.400	03-May-23	900,000.00	98.73855	888,646.91	3.43	925,017.00
037833DT4	Callable Note Cont 4/11/2025 Apple Inc	1.125	11-May-25	500,000.00	101.16470	505,823.50	0.77	499,426.25
06051GEU9	Note Bank of America Corp	3.300	11-Jan-23	1,325,000.00	99.89504	1,323,609.31	3.41	1,381,999.30
06406RAE7	Callable Note Cont 12/29/2022 Bank of NY Mellon	2.950	29-Jan-23	1,000,000.00	99.48707	994,870.68	3.47	1,034,583.55
084670BR8	Callable Note Cont 1/15/2023 Berkshire Hathaway	2.750	15-Mar-23	600,000.00	99.27710	595,662.61	3.40	617,519.53
24422EUR8	Note John Deere Capital Corp	3.450	10-Jan-24	300,000.00	100.39673	301,190.18	3.24	320,128.05
24422EVN6	Note John Deere Capital Corp	0.450	17-Jan-24	1,000,000.00	100.01424	1,000,142.37	0.44	992,541.00
3130A0F70	Note FHLB	3.375	08-Dec-23	1,700,000.00	101.15387	1,719,615.81	2.73	1,789,913.43
3130A1XJ2	Note FHLB	2.875	14-Jun-24	2,000,000.00	102.84871	2,056,974.26	1.66	2,100,047.28
3130A2UW4	Note FHLB	2.875	13-Sep-24	1,200,000.00	103.02396	1,236,287.48	1.70	1,271,611.20
3130A3GE8	Note FHLB	2.750	13-Dec-24	1,500,000.00	102.80008	1,542,001.23	1.75	1,579,626.00
313378CR0	Note FHLB	2.250	11-Mar-22	1,250,000.00	99.86228	1,248,278.47	3.02	1,263,662.50
313379Q69	Note FHLB	2.125	10-Jun-22	2,200,000.00	100.10537	2,202,318.15	1.88	2,220,905.68
313380GJ0	Note FHLB	2.000	09-Sep-22	1,000,000.00	99.58945	995,894.47	2.63	1,018,260.22
3133834G3	Note FHLB	2.125	09-Jun-23	1,000,000.00	100.13262	1,001,326.17	2.03	1,023,156.61
3133EMNG3	Note FFCB	0.230	19-Jan-24	2,000,000.00	100.05264	2,001,052.74	0.20	1,990,174.00
3135G05G4	Note FNMA	0.250	10-Jul-23	1,800,000.00	99.97633	1,799,573.89	0.27	1,792,489.50
3135G05X7	Note FNMA	0.375	25-Aug-25	1,000,000.00	99.65514	996,551.41	0.47	974,203.50
3135G0T78	Note FNMA	2.000	05-Oct-22	900,000.00	99.39645	894,568.05	2.84	915,736.30
3135G0V34	Note FNMA	2.500	05-Feb-24	2,000,000.00	103.62548	2,072,509.64	0.74	2,091,437.78
3135G0V59	Note FNMA	2.250	12-Apr-22	2,570,000.00	99.96127	2,569,004.58	2.40	2,597,703.32
3135G0W33	Note FNMA	1.375	06-Sep-22	2,000,000.00	99.87464	1,997,492.75	1.56	2,023,876.72
3135G0W66	Note FNMA	1.625	15-Oct-24	2,000,000.00	99.94801	1,998,960.20	1.64	2,044,509.11
3135G0X24	Note FNMA	1.625	07-Jan-25	2,100,000.00	100.34928	2,107,334.83	1.50	2,154,869.15
3137EADB2	Note FHLMC	2.375	13-Jan-22	2,000,000.00	100.06462	2,001,292.42	0.40	2,023,464.67
3137EAEP0	Note FHLMC	1.500	12-Feb-25	2,000,000.00	101.65568	2,033,113.57	0.95	2,040,867.33
3137EAEQ8	Note FHLMC	0.375	20-Apr-23	2,000,000.00	100.09302	2,001,860.39	0.30	1,997,009.17
3137EAER6	Note FHLMC	0.375	05-May-23	2,000,000.00	100.06157	2,001,231.49	0.33	1,996,842.67
3137EAEV7	Note FHLMC	0.250	24-Aug-23	2,000,000.00	99.94099	1,998,819.85	0.29	1,988,971.89
3137EAEX3	Note FHLMC	0.375	23-Sep-25	2,200,000.00	99.84745	2,196,643.86	0.42	2,143,175.83
3137EAF22	Note FHLMC	0.250	04-Dec-23	2,000,000.00	100.07105	2,001,420.95	0.21	1,981,685.00
362554AC1	2021-4 A3 GM Financial Securitized Term	0.680	16-Sep-26	275,000.00	99.99760	274,993.40	0.68	273,012.39
43815GAC3	2021-4 A3 Honda Auto Receivables Trust	0.880	21-Jan-26	365,000.00	99.97960	364,925.53	0.89	364,208.48
43815NAC8	2019-3 A3 Honda Auto Receivables Trust	1.780	15-Aug-23	272,625.99	99.99981	272,625.47	1.79	274,397.55
44935FAD6	2021-C A3 Hyundai Auto Receivables Trust	0.740	15-May-26	260,000.00	99.97855	259,944.23	0.75	258,302.95
4581XOCW6	Note Inter-American Dev Bank	2.125	18-Jan-22	800,000.00	99.99679	799,974.35	2.20	808,289.22
4581XODM7	Note Inter-American Dev Bank	0.500	24-May-23	2,000,000.00	100.02762	2,000,552.37	0.48	1,998,763.78
459200JX0	Note IBM Corp	2.850	13-May-22	500,000.00	100.13126	500,656.28	2.47	506,475.00
46625HJE1	Note JP Morgan Chase	3.250	23-Sep-22	400,000.00	99.78987	399,159.47	3.56	411,561.69
46647PBH8	Callable Note Mthly 3/13/2025 JP Morgan Chase &	2.005	13-Mar-26	950,000.00	102.55373	974,260.42	1.18	967,308.05
477870AC3	2019-B A3 John Deere Owner Trust	2.210	15-Dec-23	173,476.00	99.99056	173,459.63	2.23	174,789.08
47788UAC6	2021-A A3 John Deere Owner Trust	0.360	15-Sep-25	280,000.00	99.98512	279,958.34	0.37	277,779.60
532457BQ0	Note Eli Lilly & Co	2.350	15-May-22	500,000.00	99.78237	498,911.87	2.98	505,311.89
594918BW3	Callable Note Cont 1/6/2022 Microsoft	2.400	06-Feb-22	500,000.00	99.98766	499,938.29	2.53	504,893.83
60934N104	Government Obligations Fund Federated Investors	0.030	31-Dec-21	324,366.76	100.00000	324,366.76	0.03	324,366.76
62479MH55	Discount CP MUFGBank Ltd/NY	0.340	26-Aug-22	2,000,000.00	99.77615	1,995,522.99	0.35	1,995,522.99
69353RFB9	Callable Note Cont 1/18/2022 PNC Bank	2.625	17-Feb-22	1,200,000.00	99.95238	1,199,428.59	2.94	1,213,852.60
78015K7H1	Note Royal Bank of Canada	1.150	10-Jun-25	1,300,000.00	100.75701	1,309,841.08	0.93	1,290,205.58
808513BN4	Callable Note Cont 2/18/2024 Charles Schwab Corp	0.750	18-Mar-24	1,000,000.00	100.24615	1,002,461.47	0.63	997,854.83
808513BR5	Callable Note Cont 4/13/2026 Charles Schwab Corp	1.150	13-May-26	500,000.00	99.91510	499,575.49	1.17	494,303.17
89114QC82	Note Toronto Dominion Bank	3.250	11-Mar-24	1,300,000.00	100.51220	1,306,658.54	3.00	1,371,641.12
89236TDP7	Note Toyota Motor Credit Corp	2.600	11-Jan-22	450,000.00	99.97903	449,905.63	3.42	455,714.90
90331HNV1	Callable Note Cont 6/23/2023 US Bank NA	3.400	24-Jul-23	500,000.00	100.77531	503,876.56	2.84	527,343.89
9128284Z0	Note US Treasury	2.750	31-Aug-25	2,000,000.00	107.27827	2,145,565.40	0.73	2,135,327.85
9128285D8	Note US Treasury	2.875	30-Sep-23	1,000,000.00	101.84625	1,018,462.47	1.77	1,045,548.47
9128285K2	Note US Treasury	2.875	31-Oct-23	1,200,000.00	104.96152	1,259,538.25	0.16	1,253,346.04
9128287C8	Note US Treasury	1.750	15-Jul-22	2,000,000.00	100.79672	2,015,934.38	0.25	2,032,184.48
912828L24	Note US Treasury	1.875	31-Aug-22	1,100,000.00	99.47141	1,094,185.49	2.72	1,118,523.84
912828P79	Note US Treasury	1.500	28-Feb-23	1,950,000.00	101.54667	1,980,160.08	0.16	1,983,018.74
912828T26	Note US Treasury	1.375	30-Sep-23	1,000,000.00	102.05276	1,020,527.60	0.19	1,015,701.05
912828W89	Note US Treasury	1.875	31-Mar-22	1,100,000.00	99.79655	1,097,762.05	2.75	1,109,957.77
912828WE6	Note US Treasury	2.750	15-Nov-23	1,000,000.00	101.58520	1,015,851.95	1.86	1,041,461.44
912828X47	Note US Treasury	1.875	30-Apr-22	1,800,000.00	99.79181	1,796,252.56	2.54	1,816,002.59
912828XT2	Note US Treasury	2.000	31-May-24	2,000,000.00	103.96750	2,079,350.00	0.34	2,058,828.48
912828YV6	Note US Treasury	1.500	30-Nov-24	2,000,000.00	102.92003	2,058,400.64	0.49	2,034,591.36
912828Z29	Note US Treasury	1.500	15-Jan-23	1,400,000.00	101.39770	1,419,567.73	0.15	1,424,958.29
912828Z86	Note US Treasury	1.375	15-Feb-23	1,850,000.00	101.33646	1,874,724.51	0.18	1,878,903.68
912828ZD5	Note US Treasury	0.500	15-Mar-23	2,000,000.00	100.34390	2,006,877.97	0.21	2,003,765.43
912828ZF0	Note US Treasury	0.500	31-Mar-25	2,500,000.00	98.37623	2,459,405.68	1.01	2,462,471.18
912828ZT0	Note US Treasury	0.250	31-May-25	1,100,000.00	98.51450	1,083,659.47	0.69	1,070,593.46
91282CAF8	Note US Treasury	0.125	15-Aug-23	1,750,000.00	99.74971	1,745,619.85	0.28	1,736,675.76
91282CAW1	Note US Treasury	0.250	15-Nov-23	1,500,000.00	100.16391	1,502,458.66	0.16	1,488,299.38
91282CAZ4	Note US Treasury	0.375	30-Nov-25	2,000,000.00	98.67995	1,973,599.00	0.72	1,941,127.34
91282CBE0	Note US Treasury	0.125	15-Jan-24	1,100,000.00	99.89196	1,098,811.57	0.18	1,086,928.09
91282CBT7	Note US Treasury	0.750	31-Mar-26	1,700,000.00	99.02932	1,683,498.37	0.98	1,671,846.65
91282CBV2	Note US Treasury	0.375	15-Apr-24	1,800,000.00	99.90454	1,798,281.64	0.42	1,783,727.23
91282CCL3	Note US Treasury	0.375	15-Jul-24	1,250,000.00	99.84474	1,248,059.27	0.44	1,236,980.42
91282CCT6	Note US Treasury	0.375	15-Aug-24	1,000,000.00	99.81565	998,156.47	0.45	988,447.44
91282CDH1	Note US Treasury	0.750	15-Nov-24	2,500,000.00	99.50075	2,487,518.86	0.93	2,488,956.89
91324PEC2	Callable Note Cont 4/15/2026 United Health Group	1.150	15-May-26	1,000,000.00	98.70085	987,008.47	1.46	991,204.44
92826CAC6	Callable Note Cont 10/14/2022 Visa Inc	2.800	14-Dec-22	1,000,000.00	99.63762	996,376.20	3.21	1,019,809.22
931142EK5	Callable Note Cont 5/26/2023 Wal-Mart Stores	3.400	26-Jun-23	1,000,000.00	100.20312	1,002,031.17	3.24	1,040,808.22
			subtotal	\$ 109,495,468.75		\$ 110,188,722.57		\$ 110,809,886.68
			Total	\$ 176,972,632.98		\$ 177,665,886.80		\$ 178,287,050.91