

2020 Climate Action Plan

CITY OF SAN LEANDRO ● CITY COUNCIL ● JANUARY 21, 2020



San Leandro's Climate Work History

February 2007: 2005 Inventory; GHG emissions reduction goal set at **25% below 2005 by 2020**

December 2009: Climate Action Plan (CAP) adopted

2010 to 2016: Multiple projects completed with Federal ARRA (EECBG) stimulus money and city funds

2013: City Council Update on 2010 GHG Emissions Inventory

2016: Climate goals incorporated into the San Leandro General Plan; Sustainability Office created

2017: 2015 GHG Emissions Inventory and 2017 Climate Hazards Assessment completed and reported to Carbon Disclosure Project; commitment to Compact of Mayors (CDP/GCOM); EBEW and Energy JPA

2018: GoGreenSL launched w/public engagement (SLHS and East Bay Arts); National League of Cities \$\$ for Resilient San Leandro; Measure AA grant for WPCP wetlands restoration; CDP/GCOM reporting

2019: GoGreenSL community engagement; Resilient San Leandro mini events; Climate Action Plan 2.0 launch; CDP/GCOM reporting; GHG emissions goal set to **40% below baseline by 2030 and 80% below by 2050**

Current Climate Impacts



SEVERE WEATHER CENTER HEAT EFFECTS

FAINT OR DIZZY	THROBBING HEADACHE
EXCESSIVE SWEATING	NO SWEATING
COOL, PALE, CLAMMY SKIN	RED, HOT, DRY SKIN
RAPID, WEAK PULSE	RAPID, STRONG PULSE
MUSCLE CRAMPS	MAY LOSE CONSCIOUSNESS

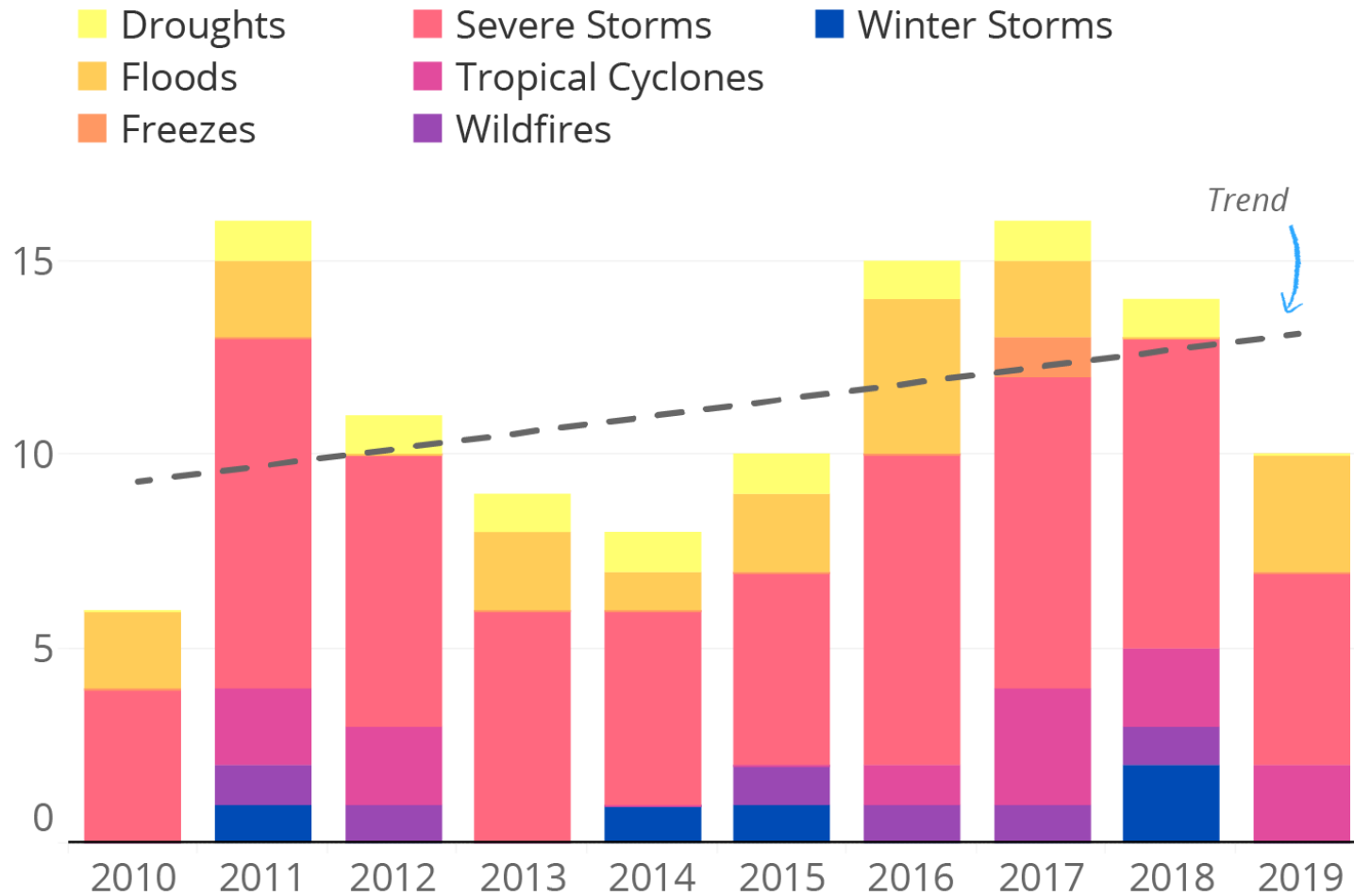
HEAT EXHAUSTION
 - GET TO A COOL, AIR CONDITIONED PLACE
 - DRINK WATER, IF CONSCIOUS
 - TAKE A COOL SHOWER OR USE COLD COMPRESS

HEAT STROKE
CALL 9-1-1



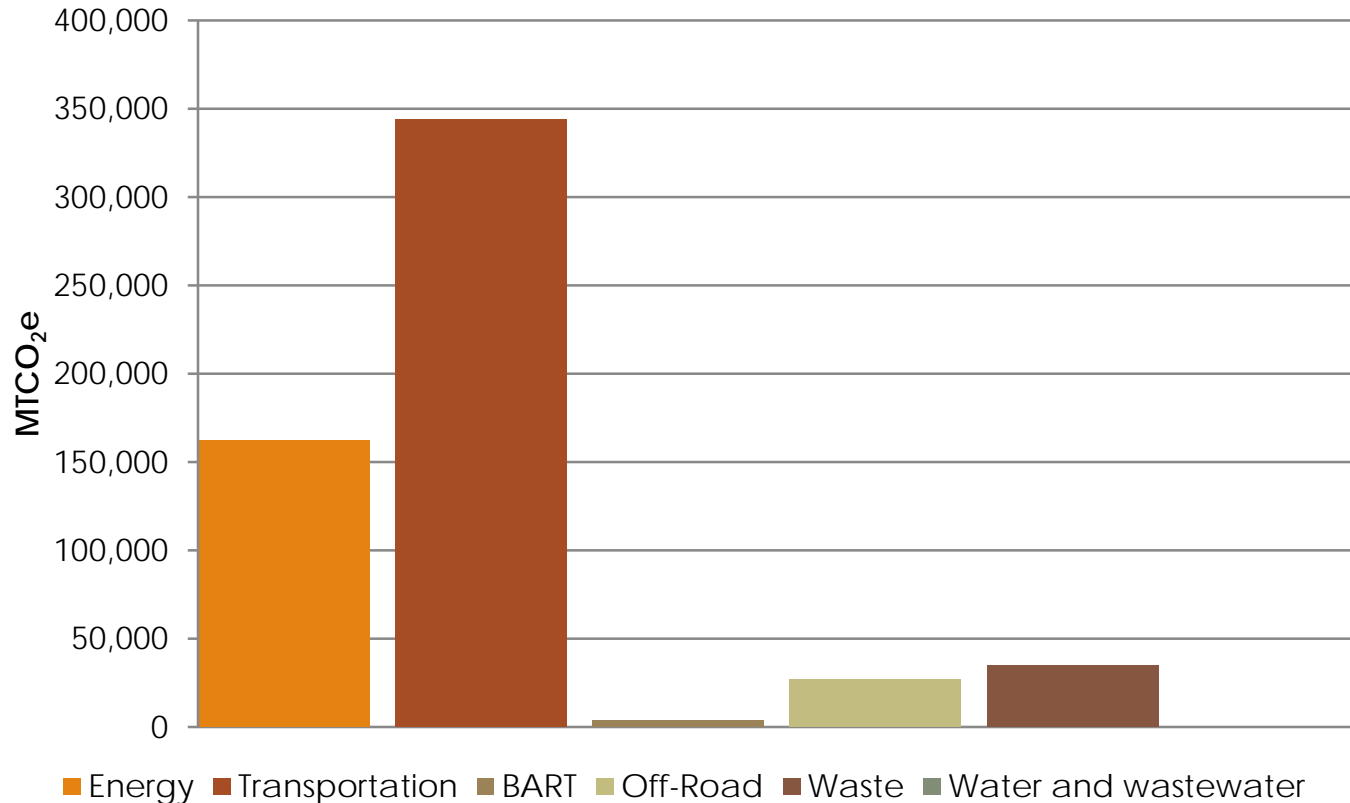
Apocalypse now

Count of annual billion-dollar disasters, United States



Source: NOAA
2019 data are current through October 9, 2019.


GHG Emissions Inventory



2017 GHG Inventory

Category	Percent Change, 2005 to 2017
Energy	-43.07%
Transportation	-5.30%
BART	27.12%
Off-Road	16.27%
Waste	-25.69%
Water and Wastewater	Not displayed
Total	-20.70%

Average Household Carbon Footprint

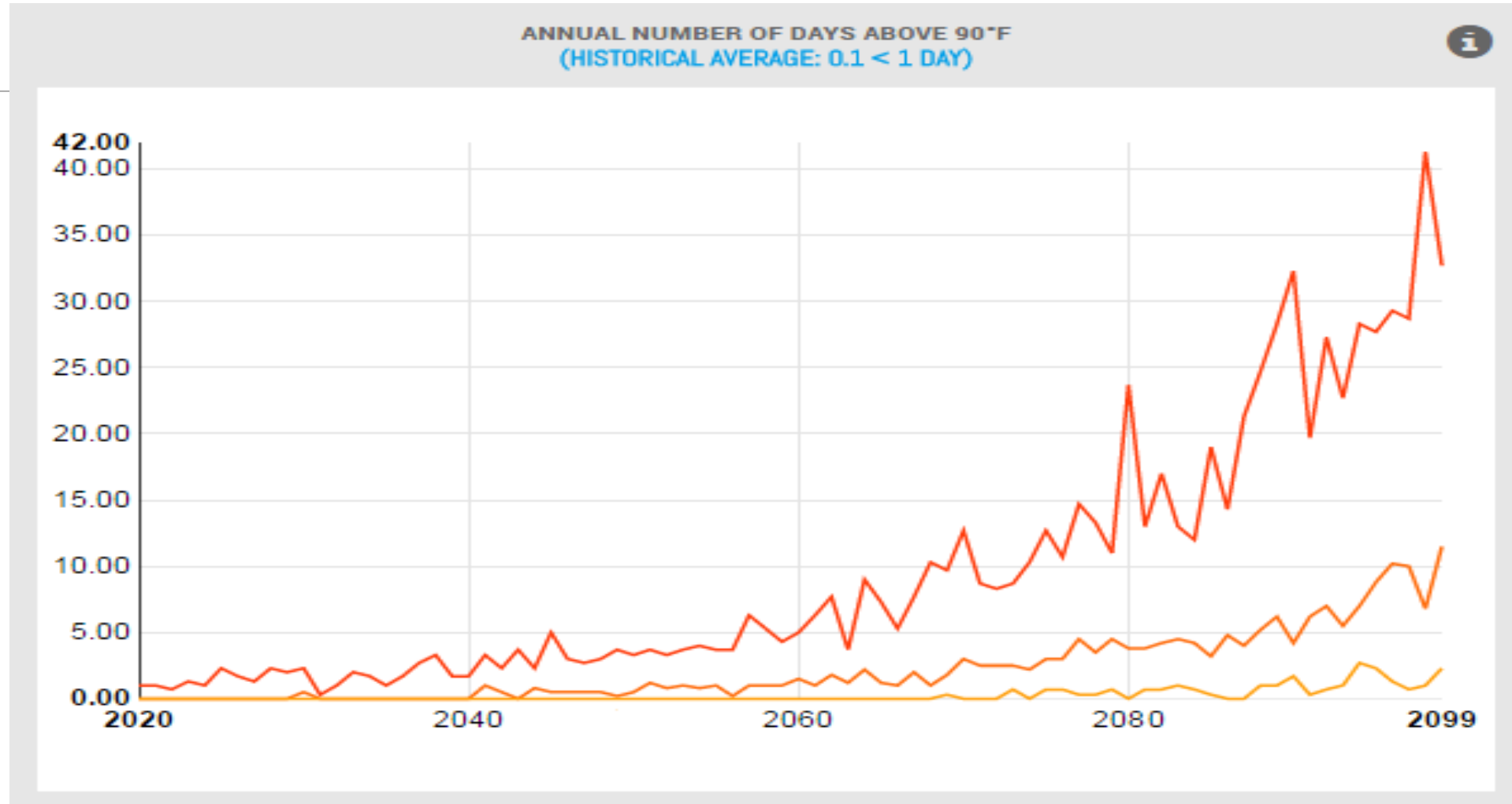


HOUSEHOLD CONSUMPTION	HOUSEHOLD CHARACTERISTICS	HOMES	NEIGHBORHOODS
17,311 Vehicle miles traveled	\$ 79,373 Income before taxes	53% owner occupied	10,602 Persons per sq.mile
5,073 Air travel miles	2.8 Persons per household	57% single-dettached	2,752 Heating degree days
5,028 kWh electricity	1.8 Vehicles per household	73% heat natural gas	401 Cooling degree days
344 Therms natural gas	8% with graduate degree	1945 Avg. year built	
6 Gallons of heating fuel	51% white householders	1,507 Square feet	
1.17 Short tons of waste			PG&E
1.03 Short tons of recycling			178 gCO2/kWh

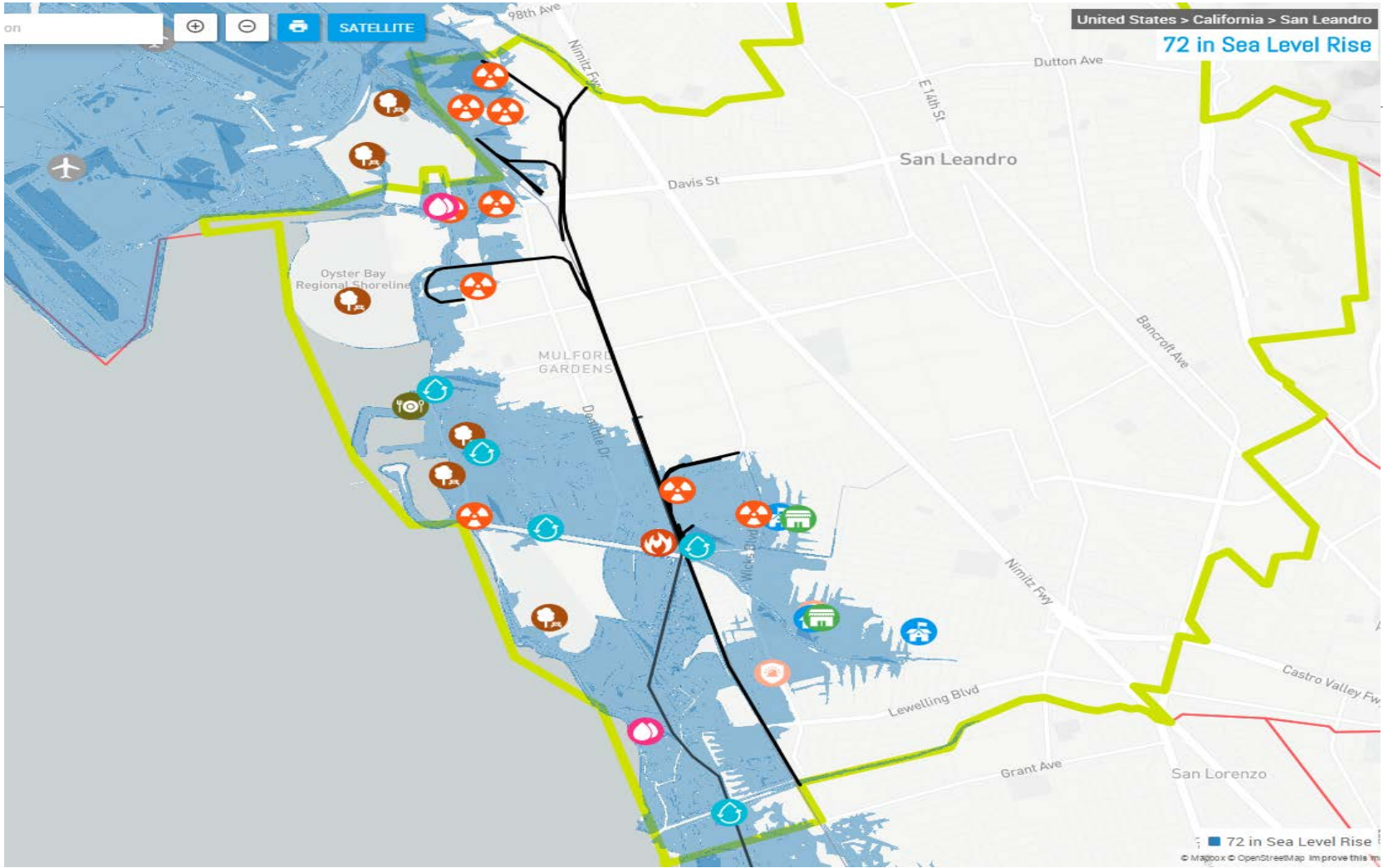
Climate Vulnerability Assessment Update

- First completed in 2017 by 427 Climate Solutions
- Update will incorporate drought risk, public health implications, and impacts to people
- Circulating to stakeholders and City departments/contractors whose properties are impacted
 - Bayfair Mall
 - SLUSD and SLzUSD
 - Kaiser
 - Engineering and Transportation Dept., ACFD

Projected Extreme Heat Days in San Leandro



Projected Sea Level Rise in San Leandro



What the 2020 Climate Action Update Covers

☐ MITIGATION

- Greenhouse gas (GHG) emissions inventory
- Council GHG targets
- Sector targets and metrics
- Implementation Strategies

☐ ADAPTATION

- Climate vulnerability assessment
- Sector targets and metrics
- Implementation Strategies

Work Task	Event	Oct 2019	Nov 2019	Dec 2019	Jan 2020
General Outreach	Initial CAP online survey				
Targeted Outreach	Targeted small group intro meetings				
General Outreach	Organize survey feedback				
GHG Inventory	Inventory data collection & finalization				
Vulnerability Assessment	Vulnerability assessment update				
Vulnerability Assessment	Targeted outreach to critical facilities stakeholders				
Strategy Development	Draft strategy development				

Category	Event	Feb 2020	Mar 2020	Apr 2020	May 2020	Jun 2020	Jul 2020
General Outreach	First public workshop: Visioning, results of GHG inventory and Vulnerability Assessment						
Strategy Development	Draft strategy development						
Targeted Outreach	Small group visioning / board game sessions						
General Outreach	Second public workshop: Strategy review						
Targeted Outreach	Small group strategy review						
Strategy Development	Revision of strategies						

Category	Event	Aug 2020	Sept 2020	Oct 2020	Nov 2020	Dec 2020
Strategy Development	Revision of strategies					
CAP writing	CAP writing					
General Outreach	Council review/adoption of plan					

Implementation of the 2020 CAP Update would commence upon Council adoption and be on-going.

Outreach Strategy

- **Climate equity centered; community-driven planning**
 - Best practice from the National Association of Climate Resilience Planners
- **Relationship and capacity building** with community partners
- **Community education**



Outreach Efforts

- **1:1 and Small Group Meetings**
 - Faith leaders
 - Labor organizers
 - Chamber of Commerce and existing San Leandro green businesses
 - Smart parent groups with translators
 - Public health and disability advocates
 - Community-based organizations
 - SLUSD and SLzUSD
- **Climate Board Games at SLHS and Monroe Elementary**
- **Online outreach survey**



CAP Online Survey: Demographics

Racial Ethnicity	Count	Percent
Arab/Middle Eastern	2	1%
Black/African American	20	10%
Central Asian	1	1%
East Asian	15	8%
Hispanic/Latinx	44	23%
Mixed Race	11	6%
Native American/Indigenous	2	1%
Pacific Islander	10	5%
Southeast/South Asian	15	8%
White	73	37%
Decline to state	22	11%

Age	Count	Percent
18 or younger	85	44%
19-29	12	6%
30-39	13	7%
40-49	17	9%
50-59	26	13%
60-69	23	12%
70+	14	7%
Decline to state	5	3%

Total Responses: 195

CAP Online Survey: Highlights

- Total responses: 195

Climate Actions	Count
Recycling and compost	151
LED light replacements	114
Buying local	103
Building insulation/energy efficiency measures	58
Line dry laundry	49
Growing your own food	44

Transportation	Count
Car	180
Walking	103
BART	85
Lyft/Uber	42
Buses	41
Biking	39

Barriers to Change	Count
Upfront economic cost	111
Do not own the home/building	58
Lack of knowledge on who/what/where	58
Not convenient to make change	56
Lack of role models showing how to make the change	46

Next Steps

- **Jan 25: Climate Adaptation Board Game** at Marina Community Center from 10-12:30pm
- **Feb 20: First Public Workshop of CAP** at Senior Community Center from 6:30-8:30pm
- Continue **updating climate vulnerability assessment**
- Continue **small group outreach**
- **Support of CARB Community Education Grant** with San Leandro 2050

