



City of San Leandro

City Council Investment Report

Quarter Ending
September 30, 2020



City of San Leandro

Assets managed by Chandler Asset Management are in full compliance with state law and with the Client's investment policy.

Category	Standard	Comment
Treasury Issues	No limitations	Complies
Agency Issues	No limitations	Complies
Supranationals	"AA" rated or higher by a NRSRO; 30% maximum; 10% max per issuer; Unsubordinated obligations issued by by IBRD, IFC or IADB only	Complies
Municipal Securities	Issued by City of San Leandro and its Agencies	Complies
Banker's Acceptances	"A" or highest money market rating by a NRSRO, such as S&P or Moody's; 40% maximum; 30% per issuer; 180 days max maturity	Complies
Commercial Paper	Highest rating by a NRSRO; Issuer must be a domestic corporation having assets in excess of \$500 million and A-1 and P-1 rated or better by S&P and Moody's for its debt other than commercial paper; 25% maximum; 10% max of the outstanding commercial paper of any single issuer; 270 days max maturity	Complies
Negotiable Certificates of Deposit (including CDARS)	30% maximum (including CDARS); FDIC Insured or Collateralized 110%	Complies
Time Deposits (TD)/ Certificates of Deposit (CD)	FDIC Insured or Collateralized 110%	Complies
Medium Term Corp Notes	"A" rated or better by a NRSRO; 30% maximum; Issuers must be corporations organized and operating within the U.S. or depository institutions licensed by the U.S., or operating within the U.S.	Complies
Money Market Mutual Funds	Highest rating by two NRSROs or SEC registered adviser with assets greater than \$500 million; 20% maximum	Complies
Asset Backed Securities, Mortgage Backed, Pass-Through Securities, Collateralized Mortgage Obligations	"AA" rated or higher by a NRSRO; 20% maximum; 5% per single Asset-Backed or Commercial Mortgage issuer; There is no issuer limitation on any Mortgage security where the issuer is US Treasury or a Federal Agency/Government-sponsored Enterprise (GSE).	Complies
Repurchase Agreements	20% maximum; 360 days max maturity; 102% collateralized; Not used by IA	Complies
Reverse Repurchase Agreements	20% maximum; 92 days max maturity; Not used by IA	Complies
Local Agency Investment Fund (LAIF)	Maximum program limit; Not used by IA	Complies
Social Responsibility	The investment policy prohibits investing in an entity that received a significant portion of their revenues from the gun manufacturing, fossil fuel production, private prisons, and tobacco producers	Complies *
Maximum Maturity	5 years	Complies

**Complied at time of purchase: Portfolio currently holds Fossil Fuel issuer: Chevron (166764BG4)*

The City of San Leandro is able to meet its pool's expenditure requirement for the next six months.

City of San Leandro

The investment goals of the City of San Leandro are to preserve principal, to provide liquidity, and to attain a rate of return commensurate with the City's investment risk constraints and cash flow needs. Furthermore, the City is able to meet its cash obligations during the next six-month period.

Investment Report Performance Objectives

The performance objective for the City of San Leandro's portfolio managed by Chandler is to attain a rate of return greater than the benchmark 1-3 Year Treasury/Agency securities over a market cycle.

Strategy

In order to achieve these objectives, the City of San Leandro invests in US Treasury securities, federal agency securities, high quality money market instruments and high quality corporate medium term notes in accordance with the City's investment policy and California Government Code Section 53600 et seq.



Portfolio Characteristics

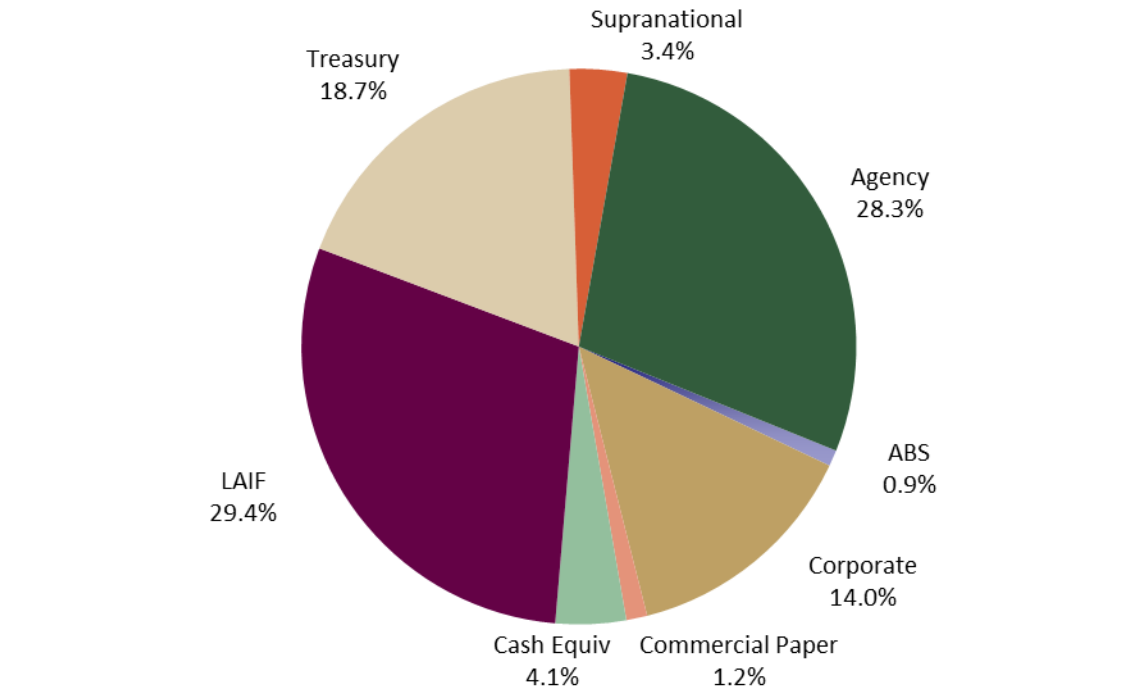
	9/30/2020	6/30/2020
LAIF - City Pool #98-01-809	\$47,990,860	\$62,131,300
LAIF - Successor Agency	28,069	27,967
Passbook/Checking Accounts	6,648,376	15,803,375
Total LAIF and Bank Accounts	\$54,667,305	\$77,962,641
Investment Portfolio Market Value	\$108,737,794	\$112,224,262
Total Market Value	\$163,405,099	\$190,186,903
LAIF Quarterly Apportionment Rate	0.84%	1.47%
2 year US Treasury Yield to Maturity	0.13%	0.16%
5 year US Treasury Yield to Maturity	0.28%	0.29%
Investment Portfolio:		
Average Maturity (yrs)	1.93	1.91
Modified Duration	1.85	1.80
Average Book Yield	1.89%	2.03%
Average Yield to Maturity at Market	0.25%	0.31%
Average Quality S&P/Moody	AA/Aa1	AA/Aa1

Portfolio Activity

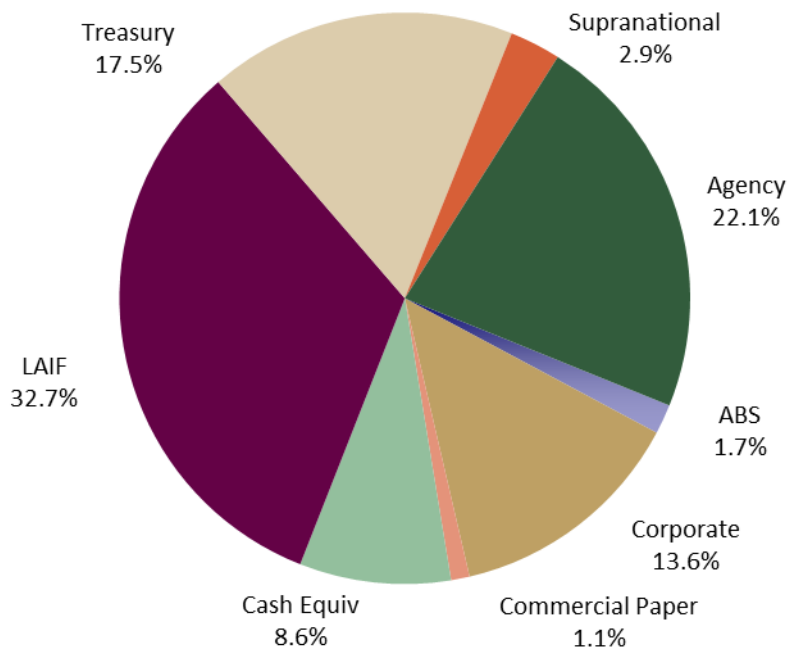
Several securities were purchased in the Treasury, Agency, and Commercial Paper sectors of the allocation to keep the portfolio structure consistent with Chandler targets. The purchased securities ranged in maturity from December 2020 to September 2025. Multiple securities matured during the quarter to provide the proceeds for the new holdings in the portfolio. Additionally, \$3.7 million was withdrawn from the account in August 2020.



Sector Distribution September 30, 2020

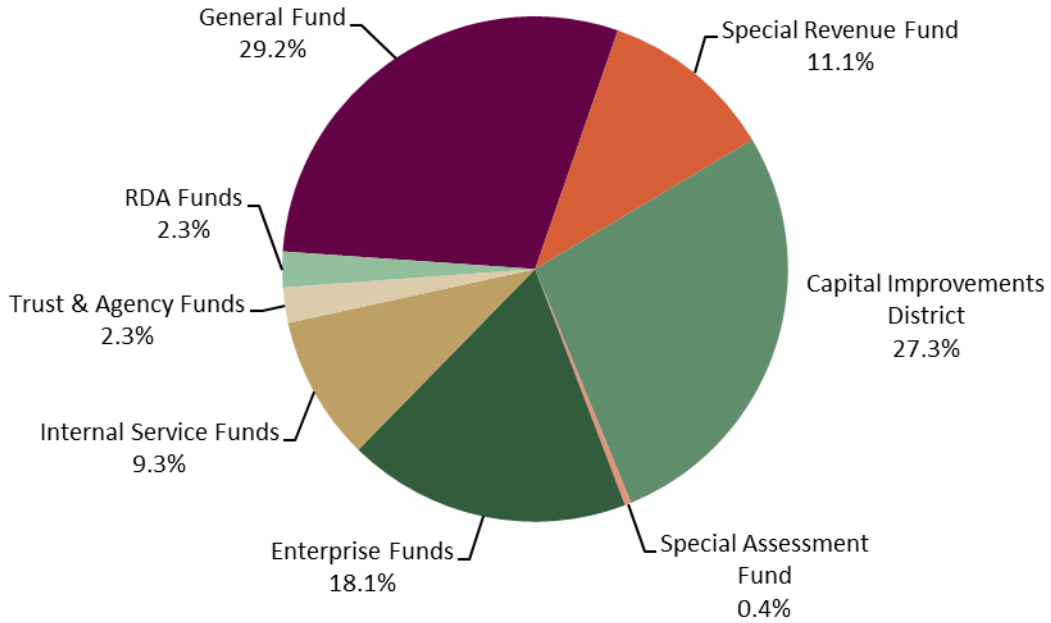


June 30, 2019

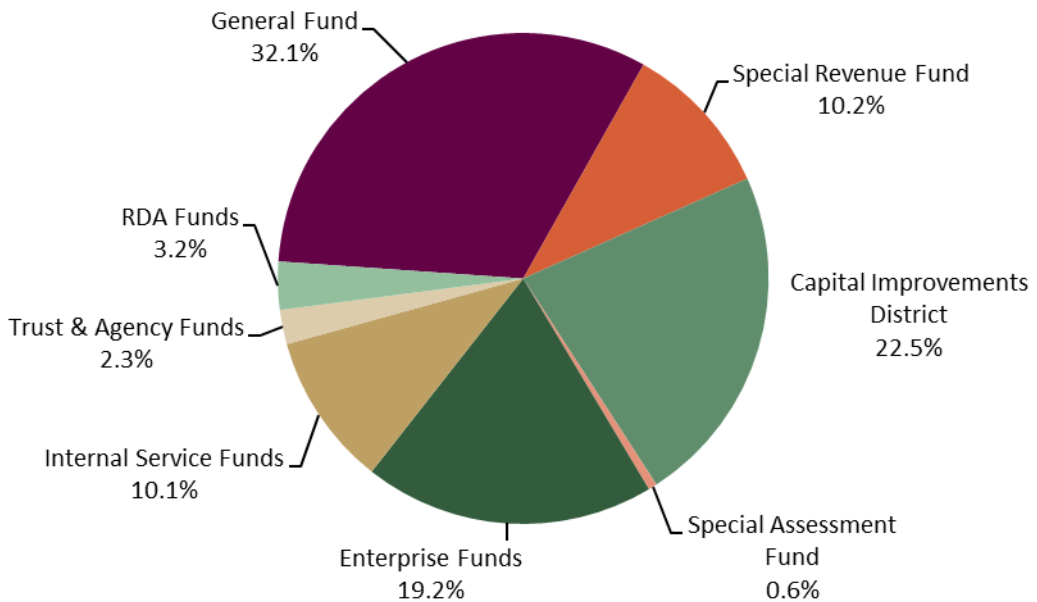




City Fund Allocation September 30, 2020



June 30, 2019





CHANDLER
ASSET
MANAGEMENT

City of San Leandro
Investments by All Types
Active Investments
September 30, 2020

CUSIP	Issuer	Coupon	Maturity Date	Par	Purchase Price	Book Value	Purchase Yield	MVACC
LAIF								
5YS113	LAIF - City Pool			\$47,990,859.71	100.00000	\$47,990,859.71		\$47,990,859.71
5YS114	LAIF - Successor Agency			28,068.68	100.00000	\$28,068.68		\$28,068.68
			subtotal	\$48,018,928.39		\$48,018,928.39		\$48,018,928.39
Passbook/Checking Accounts								
	Public Funds Checking			6,648,376.46	100.00000	6,648,376.46		6,648,376.46
			subtotal	\$ 6,648,376.46		\$ 6,648,376.46		\$ 6,648,376.46
Government Issues								
60934N104	Government Obligations Fund Federated Investors	0.010	30-Sep-20	61,142.74	100.00000	61,142.74	0.01	61,142.74
912828Z22	Note US Treasury	1.625	15-Oct-20	2,000,000.00	99.96837	1,999,367.39	2.47	2,016,172.84
00440EAT4	Callable Note Cont 10/3/2020 Chubb INA Holdings	2.300	03-Nov-20	750,000.00	100.00001	750,000.00	2.15	758,151.42
594918B8	Callable Note Cont. 10/3/2020 Microsoft	2.000	03-Nov-20	650,000.00	100.00025	650,001.64	1.95	655,376.94
3137EAEK1	Note FHLMC	1.875	17-Nov-20	1,000,000.00	99.98361	999,836.12	2.01	1,009,266.17
912828A42	Note US Treasury	2.000	30-Nov-20	725,000.00	100.05156	725,373.80	1.68	732,118.28
3130A3U05	Note FHLB	1.875	11-Dec-20	1,000,000.00	99.97240	999,723.96	2.02	1,009,160.17
624791LME2	Discount CP MUFG Bank Ltd	0.150	14-Dec-20	2,000,000.00	99.96916	1,999,383.25	0.15	1,999,383.25
45959KCM0	Note International Finance Corp	2.350	25-Jan-21	1,000,000.00	99.90514	999,051.41	2.56	1,010,511.00
91159HHL7	Callable Note 1X 12/29/2020 US Bancorp	2.250	29-Jan-21	750,000.00	100.05117	750,383.74	2.13	756,862.67
912828N89	Note US Treasury	1.375	31-Jan-21	1,000,000.00	99.83933	998,395.28	1.87	1,006,418.57
3137EAEJ9	Note FHLMC	2.375	16-Feb-21	775,000.00	99.97965	774,842.28	2.43	783,791.41
912828P87	Note US Treasury	1.125	28-Feb-21	1,000,000.00	99.65625	996,562.52	1.99	1,005,182.40
46625HQJ2	Callable Note Cont 2/1/2021 JP Morgan Chase	2.550	01-Mar-21	775,000.00	100.07157	775,554.63	2.33	782,436.13
24422ESL4	Note John Deere Capital Corp	2.800	04-Mar-21	825,000.00	100.06544	825,539.89	2.64	835,179.68
084670BQ0	Callable Note Cont 2/15/2021 Berkshire Hathaway	2.200	15-Mar-21	525,000.00	99.97367	524,861.77	2.26	529,304.88
912828A43	Note US Treasury	2.375	15-Mar-21	1,000,000.00	99.93034	999,303.43	2.53	1,011,361.72
912828C57	Note US Treasury	2.250	31-Mar-21	1,000,000.00	99.86490	998,648.99	2.53	1,010,725.81
3135G0U27	Note FNMA	2.500	13-Apr-21	1,425,000.00	99.85740	1,422,967.96	2.78	1,459,400.45
4581X0DB1	Note Inter-American Dev Bank	1.625	19-Apr-21	1,000,000.00	99.93114	999,311.36	2.76	1,024,926.50
912828Q78	Note US Treasury	2.375	30-Apr-21	1,000,000.00	99.84841	998,484.05	1.65	1,013,137.07
369550BE7	Note General Dynamics Corp	3.000	11-May-21	825,000.00	99.85623	823,813.92	3.25	848,407.45
166764BG4	Callable Note Cont 4/15/2021 Chevron Corp	2.100	16-May-21	800,000.00	99.72402	797,792.17	2.57	814,440.02
808513AW5	Callable Note Cont 4/21/2021 Charles Schwab Corp	3.250	21-May-21	825,000.00	100.06625	825,546.57	3.12	847,903.74
459058FH1	Note Intl. Bank Recon & Development	1.375	24-May-21	600,000.00	99.60813	597,648.76	2.01	607,188.42
912828R77	Note US Treasury	1.375	31-May-21	1,500,000.00	99.36694	1,490,504.05	2.37	1,519,588.35
3135G0U35	Note FNMA	2.750	22-Jun-21	1,775,000.00	100.05508	1,775,977.75	2.67	1,821,930.12
912828Y20	Note US Treasury	2.625	15-Jul-21	1,100,000.00	100.11147	1,101,226.16	2.48	1,127,777.04
912828S76	Note US Treasury	1.125	31-Jul-21	1,000,000.00	99.48094	994,809.37	1.78	1,010,254.39
9128284W7	Note US Treasury	2.750	15-Aug-21	1,000,000.00	100.01955	1,000,195.53	2.73	1,026,403.23
438118AC8	2017-2 A3 Honda Auto Receivables Trust	1.680	16-Aug-21	9,465.98	99.59349	9,427.50	2.60	9,483.25
912828D72	Note US Treasury	2.000	31-Aug-21	1,100,000.00	99.57831	1,095,361.42	2.48	1,120,660.98
02665WB65	Note American Honda Finance	1.700	09-Sep-21	250,000.00	99.34906	248,372.66	2.43	253,242.97
68389XBK0	Callable Note Cont 8/15/2021 Oracle Corp	1.900	15-Sep-21	975,000.00	99.43824	969,522.88	2.51	989,716.11
89233P5F9	Note Toyota Motor Credit Corp	3.400	15-Sep-21	950,000.00	100.55508	954,988.22	2.82	979,153.71
17275RB91	Callable Note Cont 8/20/2021 Cisco Systems	1.850	20-Sep-21	550,000.00	99.53141	547,422.78	2.36	558,205.05
43814WAB1	2019-1 A2 Honda Auto Receivables Trust	2.750	20-Sep-21	131,081.35	99.99757	131,078.16	2.77	131,535.35
912828T34	Note US Treasury	1.125	30-Sep-21	1,000,000.00	99.10197	991,019.72	2.07	1,009,796.91
47788BAD6	2017-B A3 John Deere Owner Trust	1.820	15-Oct-21	8,577.89	99.51911	8,536.64	3.16	8,589.53
912828F96	Note US Treasury	2.000	31-Oct-21	1,640,000.00	99.72909	1,635,557.11	2.26	1,686,654.01
912828U65	Note US Treasury	1.750	30-Nov-21	1,500,000.00	99.24420	1,488,662.93	2.43	1,537,063.72
313376C94	Note FHLB	2.625	10-Dec-21	1,000,000.00	100.04694	1,000,469.36	2.58	1,037,606.75
47789IAB2	2019-A A2 John Deere Owner Trust	2.850	15-Dec-21	77,811.77	99.99801	77,810.22	2.87	78,060.50
89236TDP7	Note Toyota Motor Credit Corp	2.600	11-Jan-22	450,000.00	99.02069	445,593.11	3.42	465,828.20
3137EADB2	Note FHLMC	2.375	13-Jan-22	2,000,000.00	102.52561	2,050,512.17	0.40	2,068,023.67
4581X0CW6	Note Inter-American Dev Bank	2.125	18-Jan-22	800,000.00	99.91059	799,284.69	2.20	822,930.42
89238KAD4	2017-D A3 Toyota Auto Receivables Trust	1.930	18-Jan-22	237,201.19	99.65868	236,391.58	2.73	238,314.58
594918BW3	Callable Note Cont 1/6/2022 Microsoft	2.400	06-Feb-22	500,000.00	99.83099	499,154.93	2.53	515,700.83
69353RFB9	Callable Note Cont 1/18/2022 PNC Bank	2.625	17-Feb-22	1,200,000.00	99.58374	1,195,004.91	2.94	1,240,195.60
313378CR0	Note FHLB	2.250	11-Mar-22	1,250,000.00	98.95012	1,236,876.47	3.02	1,289,385.00
912828W89	Note US Treasury	1.875	31-Mar-22	1,100,000.00	98.75187	1,086,270.57	2.75	1,128,802.96
3135G0V59	Note FNMA	2.250	12-Apr-22	2,570,000.00	99.78601	2,564,500.54	2.40	2,680,349.38
912828X47	Note US Treasury	1.875	30-Apr-22	1,800,000.00	98.99229	1,781,861.14	2.54	1,863,764.00
45920JX0	Note IBM Corp	2.850	13-May-22	500,000.00	100.58568	500,928.41	2.47	526,036.04
53237BQ0	Note Eli Lilly & Co	2.350	15-May-22	500,000.00	99.04017	495,200.84	2.98	520,057.89
313379G69	Note FHLB	2.125	10-Jun-22	2,200,000.00	100.40633	2,208,939.36	1.88	2,287,542.58
912828T8C	Note US Treasury	1.750	15-Jul-22	2,000,000.00	102.66390	2,053,278.04	0.25	2,055,542.48
912828L24	Note US Treasury	1.875	31-Aug-22	1,100,000.00	98.47320	1,083,205.20	2.72	1,138,418.23
3135G0W33	Note FNMA	1.375	06-Sep-22	2,000,000.00	99.64363	1,992,872.53	1.56	2,048,847.72
313380GJ0	Note FHLB	2.000	09-Sep-22	1,000,000.00	98.84195	988,419.45	2.63	1,037,397.22
46625HJ1E	Note JP Morgan Chase	3.250	23-Sep-22	400,000.00	99.42749	397,709.96	3.56	423,080.89
3135G0T78	Note FNMA	2.000	05-Oct-22	900,000.00	98.40070	885,606.32	2.84	942,168.40
92826CAC6	Callable Note Cont 10/14/2022 Visa Inc	2.800	14-Dec-22	1,000,000.00	99.16037	991,603.66	3.21	1,058,903.22
06051GEU9	Note Bank of America Corp	3.300	11-Jan-23	1,325,000.00	99.76713	1,321,914.51	3.41	1,416,188.27
65478WAE5	2016-C A4 Nissan Auto Receivables Trust	1.380	17-Jan-23	131,152.22	99.36350	130,317.43	2.61	131,294.83
06406RAE7	Callable Note Cont 12/29/2022 Bank of NY Mellon	2.950	29-Jan-23	1,000,000.00	98.89061	988,906.07	3.47	1,058,450.55
912828Z86	Note US Treasury	1.375	15-Feb-23	1,000,000.00	102.74910	1,027,490.96	0.21	1,030,936.11
084670BR8	Callable Note Cont 1/15/2023 Berkshire Hathaway	2.750	15-Mar-23	600,000.00	98.52284	591,137.06	3.40	632,768.53
912828ZD5	Note US Treasury	0.500	15-Mar-23	2,000,000.00	100.70272	2,014,054.30	0.21	2,017,785.99
3137EAEQ8	Note FHLMC	0.375	20-Apr-23	2,000,000.00	100.18270	2,003,654.07	0.30	2,013,926.17
037833AK6	Note Apple Inc	2.400	03-May-23	900,000.00	97.55480	877,993.18	3.43	956,469.30
3137EAER6	Note FHLMC	0.375	05-May-23	2,000,000.00	100.11912	2,002,382.39	0.33	2,011,580.00
4581X0DM7	Note Inter-American Dev Bank	0.500	24-May-23	2,000,000.00	100.05246	2,001,049.29	0.48	2,016,307.78
404280BA6	Note HSBC Holdings PLC	3.600	25-May-23	500,000.00	99.76762	498,838.12	3.69	538,762.50
313383G43	Note FHLB	2.125	09-Jun-23	1,000,000.00	100.24828	1,002,482.78	2.03	1,057,610.11
931142EK5	Callable Note Cont 5/26/2023 Wal-Mart Stores	3.400	26-Jun-23	1,000,000.00	100.38513	1,003,851.26	3.24	1,089,348.22
3135G0S54	Note FNMA	0.250	10-Jul-23	1,800,000.00	99.95683	1,799,223.01	0.27	1,800,641.70
90331HNV1	Callable Note Cont 6/23/2023 US Bank NA	3.400	24-Jul-23	500,000.00	101.43389	507,169.47	2.84	542,839.39
43815NAC8	2019-3 A3 Honda Auto Receivables Trust	1.780	15-Aug-23	520,000.00	99.99947	519,997.23	1.79	530,315.82
3137EAEV7	Note FHLMC	0.250	24-Aug-23	2,000,000.00	99.89605	1,997,920.97	0.29	2,001,911.56
912828SD8	Note US Treasury	2.875	30-Sep-23	1,000,000.00	103.17079	1,031,707.92	1.77	1,081,133.98
912828SK2	Note US Treasury	2.875	31-Oct-23	1,200,000.00	108.35585	1,300,270.25	0.16	1,314,281.10
912828WE6	Note US Treasury	2.750	15-Nov-23	1,000,000.00	102.64586	1,026,458.59	1.86	1,090,778.23
3130A0F70	Note FHLB	3.375	08-Dec-23	1,700,000.00	101.90078	1,732,313.30	2.73	1,885,289.38
477870AC3	2019-B A3 John Deere Owner Trust	2.210	15-Dec-23	400,000.00	99.98453	399,938.10	2.23	409,871.29
24422EJUR8	Note John Deere Capital Corp	3.450	10-Jan-24	300,000.00	100.64206	301,926.19	3.24	330,177.15
3135G0V34	Note FNMA	2.500	05-Feb-24	2,000,000.00	105.79129	2,115,825.85		