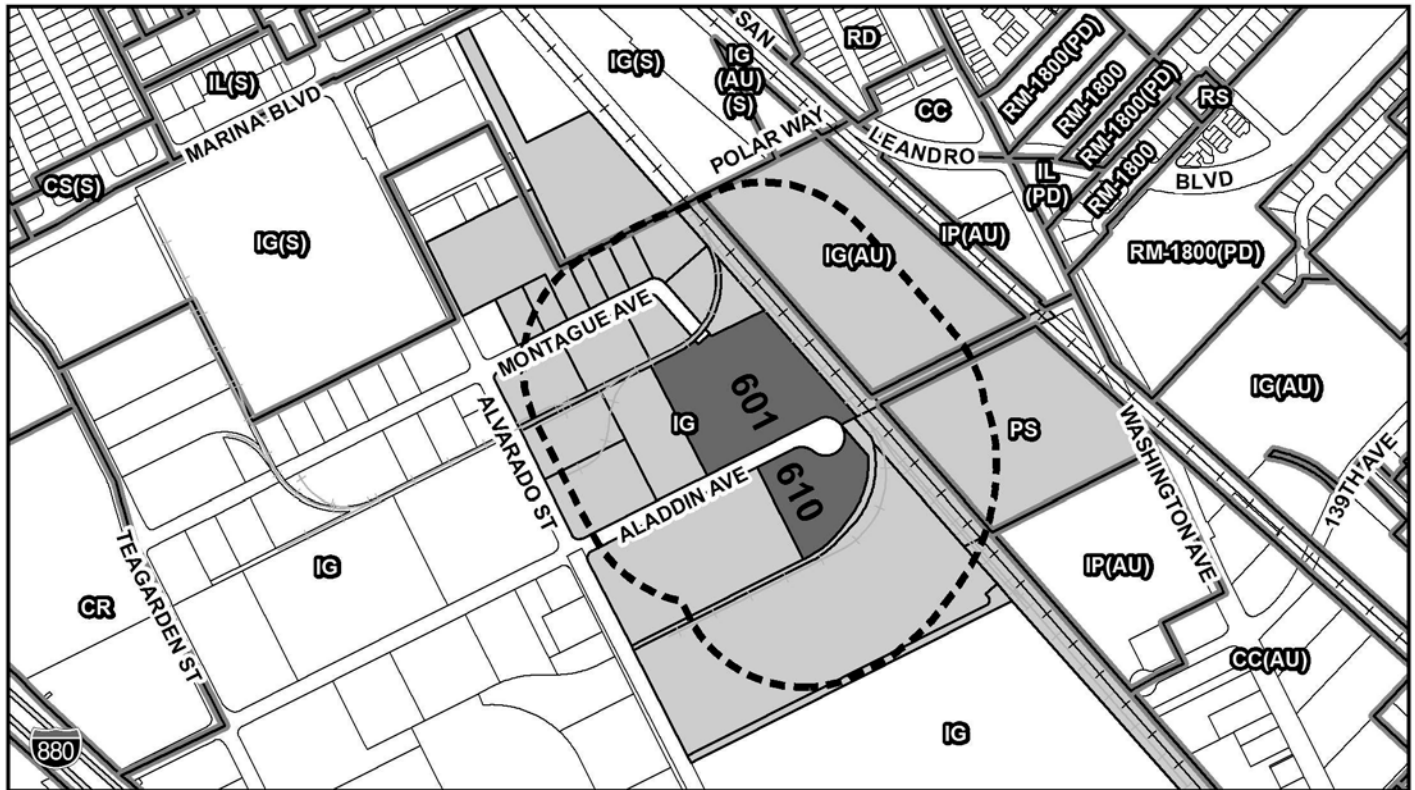
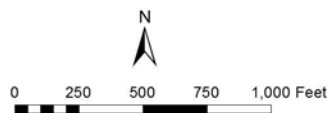




City of San Leandro
BOARD OF ZONING ADJUSTMENT
VICINITY MAP and NOTICE MAILING RADIUS
Showing Existing Zoning



601, 610 Aladdin Ave
77A-650-2-10,
77B-800-15



-  Parcels within 500' of 601, 610 Aladdin Ave
-  500' buffer around 601, 610 Aladdin Ave

| | |
|----------------------|--|
| Meeting Date: | October 5, 2017 |
| File Number: | PLN17-0007 |
| Agenda Item No.: | 6.B. |
| Applicant: | Alameda County Industries, Inc. |
| Property Owners: | Aladdin Depot Partnership and Alameda County Industries, LLC |
| Address: | 601 and 610 Aladdin Avenue |
| Assessor's Parcel #: | 77A-650-2-10 and 77B-800-15 |
| Project Planner: | Anjana Mepani, Senior Planner |